

ISMDS

Finance Packet

February 16, 2023

International School at Mesa del Sol
FY23 BAR Summary

BAR	Type	Amount	Fund	GC Meeting Date	Notes
2223-0033	I	27,501	11000	2023 02 16	Final SEG

Must submit backup for all BARs,
except transfers of funds for SEG or
direct grants

STATE OF NEW MEXICO
PUBLIC EDUCATION DEPARTMENT
300 Don Gaspar Santa Fe, NM 87501-2786
Budget Adjustment Request

Doc. ID: 001-781-2223-0033-I
Fund Type: General Fund / Capital
Outlay / Debt Service
Adjustment Type: Increase

Fiscal Year: 2022-2023

Entity Name: The International School at Mesa Del Sol

Adjustment Changes Intent/Scope of Program Yes or No?: No

Contact: Barbra Langmaid, Head of School

Total Approved Budget (Flowthrough):

Phone: 505-508-3295

Email: blangmaid@tisnm.org

FLOWTHROUGH ONLY	
Budget Period: Jul 1 2022 12:00AM	To: Jun 30 2023 12:00AM
A. Approved Carryover:	
B. Total Current Year Allocation:	
D. Total Funding Available:	

Revenue 11000.0000.43101 \$27,501

Fund	Function	Object	Program	Location	Job Class	Present Budget	Adj Amt Exp	Adj Budget	ADD'L FTE
11000 Operational	1000 Instruction	51100 Salaries Expense	1010 Regular Education (PreK-12) Programs	001781 The International School at Mesa Del Sol	1711 Instructional Assistants - Grades 1-12	\$57,371	\$17,600	\$74,971	
11000 Operational	2300 Support Services-General Administration	53711 Other Charges	0000 No Program	001781 The International School at Mesa Del Sol	0000 No Job Class		\$4,901	\$4,901	
11000 Operational	3100 Food Services Operations	55915 Other Contract Services	0000 No Program	001781 The International School at Mesa Del Sol	0000 No Job Class		\$5,000	\$5,000	
Sub Total							\$27,501		
Indirect Cost									
DOC. TOTAL							\$27,501		

Justification:

Final SEG

Compliance with Sections 10-15-1 and 22-8-12, NMSA, 1978 Compilation:

A. The requested budget/changes were authorized at a scheduled Board of Education or Governance Council meeting open to the public on:

B. Justification for the transfer: Explanation such as "underbudgeted", "insufficient budget", or "needed to close out Project" ARE NOT ACCEPTABLE. Attach additional sheets if necessary.

ALL TRANSFER BARS MUST NET OUT TO ZERO ON THE DOC. TOTAL LINE.

The International School at Mesa Del Sol

Bank Account Reconciliation Report (Bank Reconciliation)

Accounting Cycle: FY22-23; Bank: NM Bank & Trust - ; Bank Account: 6174114 - ; Statement Date: 01/31/2023; Include Unposted Transactions: No; Created On: 2/15/2023 12:19:38 AM

Last Reconciled		Beginning Balance		Statement Date	
12/31/2022		\$1,412,875.20		01/31/2023	
Ending Balance					
\$1,417,930.03					
Date	Source Document	Item Number	Description	Deposit	Withdrawal
11/14/2022	APV23-018	12933	Amazon.com LLC		\$880.03
12/12/2022	APV23-024	12980	Matthews Fox		\$476.58
12/14/2022	APV23-025	12982	Amazon.com LLC		\$69.78
1/2/2023	APV23-026	12985	Accountability and Compliance		\$409.78
1/2/2023	APV23-026	12986	City of Albuquerque - Treasury Alarm		\$25.00
1/2/2023	APV23-026	12987	Janelle Tran		\$8,730.98
1/2/2023	APV23-026	12988	Konica Minolta Premier Finance		\$152.41
1/2/2023	APV23-026	12989	Quill Corporation		\$165.81
1/3/2023	CR23-081	CR23-081	Mixed	\$1,757.67	
1/5/2023	AP23-003		APS Food and Nutrition		\$105.00
1/5/2023	CR23-067	CR23-067	Mixed	\$105.00	
1/5/2023	PV23-072 NMPSIA	13031	NMPSIA		\$19,289.80
1/5/2023	PV23-073 RHC		NM Retiree HealthcareAuthority		\$6,225.20
1/6/2023	APV23-027	12997	Action-TEK Computer Services L		\$11,223.30
1/6/2023	APV23-027	12998	Bremmany, LLC		\$5,044.86
1/6/2023	APV23-027	12999	D & E School Accounting Services		\$7,650.42
1/6/2023	APV23-027	13000	De Lage Landen Financial Services, Inc		\$638.00
1/6/2023	APV23-027	13001	Melisa Martinez		\$147.61
1/6/2023	APV23-027	13002	New Mexico Gas Company		\$2,432.05
1/6/2023	APV23-027	13003	PNM		\$1,985.52
1/6/2023	APV23-027	13004	Rachel Matthew Development		\$48,614.92
1/6/2023	APV23-027	13005	UNITE Private Networks LLC		\$604.11
1/10/2023	CR23-068	CR23-068	Reimbursement	\$15.00	
1/11/2023	CR23-079	CR23-079	SEG	\$279,516.62	
1/13/2023	APV23-028	13006	ABCWUA		\$1,501.37
1/13/2023	APV23-028	13007	Accountability and Compliance		\$409.78
1/13/2023	APV23-028	13008	Matthews Fox		\$59.57
1/13/2023	APV23-028	13009	Public Charter Schools of New Mexico		\$1,100.00
1/13/2023	APV23-028	13010	Sandia Office Supply		\$53.42
1/13/2023	CR23-069	CR23-069	Reimbursement	\$30.00	
1/13/2023	CR23-070	CR23-070	Reimbursement	\$5.00	
1/13/2023	PV23-071 ERB		NM Educational RetirementBoard		\$57,660.75
1/13/2023	PV23-076	13032	New Mexico Bank & Trust		\$79,538.74
1/13/2023	PV23-077	13033	EFTPS		\$10,504.34
1/17/2023	CR23-071	CR23-071	Reimbursement	\$20.00	

1/17/2023	PV23-074 NM WITHHOLDING	13034	NM Taxation/Revenue Department		\$5,921.09
1/17/2023	PV23-075 WC	13037	NM Tax & Rev Dept - WC		\$197.80
1/17/2023	PV23-078 TCG		TCG Administrators, LP		\$1,100.00
1/18/2023	CR23-072	CR23-072	Reimbursement	\$15.00	
1/19/2023	CR23-073	CR23-073	Mixed	\$265.00	
1/19/2023	CR23-077	CR23-077	Ad Valorem - Sandoval County	\$2,277.88	
1/19/2023	CR23-078	CR23-078	Ad Valorem - Sandoval County	\$1,173.64	
1/20/2023	APV23-029	13011	Albuquerque Public Schools		\$3,547.25
1/20/2023	APV23-029	13012	De Lage Landen Financial Services, Inc		\$672.38
1/20/2023	APV23-029	13013	Harris Forms		\$167.45
1/20/2023	APV23-029	13015	Sandia Office Supply		\$361.91
1/20/2023	CR23-074	CR23-074	Reimbursement	\$5.00	
1/20/2023	CR23-076	CR23-076	Ad Valorem - Bernalillo County	\$140,446.07	
1/23/2023	CR23-080	CR23-080	Reimbursement	\$2,917.28	
1/25/2023	CR23-075	CR23-075	Reimbursement	\$5.00	
1/26/2023	APV23-031	13019	Rachel Matthew Development		\$48,614.92
1/27/2023	APV23-030	13018	PNM		\$1,968.83
1/27/2023	CR23-082	CR23-082	Reimbursement	\$5.00	
1/30/2023	PV23-080	13035	New Mexico Bank & Trust		\$82,925.61
1/30/2023	PV23-081	13036	EFTPS		\$11,227.96
1/30/2023	PV23-082 TCG		TCG Administrators, LP		\$1,100.00
Sub Total				\$428,559.16	\$423,504.33

The International School at Mesa Del Sol

Bank Account Reconciliation Report (Outstanding)

Accounting Cycle: FY22-23; Bank: NM Bank & Trust - ; Bank Account: 6174114 - ; Statement Date: 01/31/2023; Include Unposted Transactions: No; Created On: 2/15/2023 12:19:39 AM

Last Reconciled		Beginning Balance		Statement Date	
12/31/2022		(\$2,069.39)		01/31/2023	
Date	Source Document	Item Number	Description	Deposit	Withdrawal
10/21/2022	APV23-014	12908	De Lage Landen Financial Services, Inc		\$638.00
11/14/2022	APV23-018	12934	Anthony Roybal		\$5.00
12/15/2022	PR23-011		Archuleta, Elizabeth		\$0.00
12/15/2022	PR23-011		Mares, Jessica R.		\$0.00
1/20/2023	APV23-029	13014	Quill Corporation		\$398.44
1/27/2023	APV23-030	13016	Bremmany, LLC		\$5,044.86
1/27/2023	APV23-030	13017	Cooperative Educational Servic		\$1,629.74
Sub Total					\$7,716.04

The International School at Mesa Del Sol

Bank Account Reconciliation Report (GL Reconciliation)

Accounting Cycle: FY22-23; Bank: NM Bank & Trust - ; Bank Account: 6174114 - ; Statement Date: 01/31/2023; Include Unposted Transactions: No; Created On: 2/15/2023 12:19:39 AM

	Bank Reconciliation +	Outstanding	Expected GL -	Actual GL 1	Difference
Beginning Balance	\$1,412,875.20 +	(\$2,069.39) =	\$1,410,805.81 -	\$1,410,805.81 =	\$0.00
Deposits/Debits	\$428,559.16 +	\$0.00 =	\$428,559.16 -	\$428,559.16 =	\$0.00
Withdrawals/Credits	(\$423,504.33) +	(\$5,646.65) =	(\$429,150.98) -	(\$429,150.98) =	\$0.00
Sub Total	\$1,417,930.03	(\$7,716.04)	\$1,410,213.99	\$1,410,213.99	\$0.00







1301 Central Avenue | Dubuque, IA 52001

Statement Ending 01/31/2023

ADDRESS SERVICE REQUESTED

INTERNATIONAL SCHOOL AT MESA DEL SOL
2000 BOBBY FOSTER RD SE
ALBUQUERQUE NM 87106-9001

Managing Your Accounts

	New Mexico Bank & Trust
	Customer Care Center: 877-280-1856
	Mailing: P.O. Box 1048 Albuquerque, NM 87103-1048
	Website: www.NMB-T.com

Summary of Accounts

Account Type	Account Number	Ending Balance
PUBLIC FUNDS ANALYSIS CHECKING	XXXXXXX4114	\$1,417,930.03

PUBLIC FUNDS ANALYSIS CHECKING-XXXXXX4114

Account Summary

Date	Description	Amount
01/01/2023	Beginning Balance	\$1,412,875.20
	21 Credit(s) This Period	\$456,615.87
	45 Debit(s) This Period	\$451,561.04
01/31/2023	Ending Balance	\$1,417,930.03

Deposits

Date	Description	Amount
01/03/2023	DEPOSIT	\$1,757.67
01/05/2023	DEPOSIT	\$105.00
01/10/2023	DEPOSIT	\$15.00
01/13/2023	DEPOSIT	\$5.00
01/13/2023	DEPOSIT	\$30.00
01/17/2023	DEPOSIT	\$20.00
01/18/2023	DEPOSIT	\$15.00
01/19/2023	DEPOSIT	\$265.00
01/20/2023	DEPOSIT	\$5.00
01/25/2023	DEPOSIT	\$5.00
01/27/2023	DEPOSIT	\$5.00
11 item(s) totaling		\$2,227.67

Other Credits

Date	Description	Amount
01/05/2023	INTERNATIONAL SC ACH Paymen INTERNATIONAL SC AXXXXX8145	\$19,289.80
01/05/2023	INTERNATIONAL SC ACH Paymen INTERNATIONAL SC AXXXXX8145	\$6,225.20
01/11/2023	APS PAYMENTS INTNTL SCHL-MESA D SOL INTL MESADELSOL	\$279,516.62
01/17/2023	INTERNATIONAL SC TCG	\$1,100.00

The International School at Mesa Del Sol

Check Report

Begin Date: 01/01/2023; End Date: 01/31/2023; Check Type: Accounts Payable and Payroll Liability; Payee: [All]; Bank: [All]; Accounting Cycle: FY22-23; Limit Results to This Cycle: No; Account Expression: [All]; Show Detail by Voucher: Yes; Created On: 2/12/2023 3:16:22 PM

Check Date	Check Number	Payee	Type	Amount
01/02/2023	12985	Accountability and Compliance	Accounts Payable	\$409.78
01/02/2023	12986	City of Albuquerque - Treasury Alarm	Accounts Payable	\$25.00
01/02/2023	12987	Healing Touch LLC	Accounts Payable	\$8,730.98
01/02/2023	12988	Konica Minolta Premier Finance	Accounts Payable	\$152.41
01/02/2023	12989	Quill Corporation	Accounts Payable	\$165.81
01/05/2023	13031	NMPSIA	Payroll Liability	\$19,289.80
01/05/2023	EFT	NM Retiree Healthcare Authority	Payroll Liability	\$6,225.20
01/06/2023	12997	Action-TEK Computer Services L	Accounts Payable	\$11,223.30
01/06/2023	12998	Bremmany, LLC	Accounts Payable	\$5,044.86
01/06/2023	12999	D & E School Accounting Services	Accounts Payable	\$7,650.42
01/06/2023	13000	De Lage Landen Financial Services, Inc	Accounts Payable	\$638.00
01/06/2023	13001	Melisa Martinez	Accounts Payable	\$147.61
01/06/2023	13002	New Mexico Gas Company	Accounts Payable	\$2,432.05
01/06/2023	13003	PNM	Accounts Payable	\$1,985.52
01/06/2023	13004	Rachel Matthew Development	Accounts Payable	\$48,614.92
01/06/2023	13005	UNITE Private Networks LLC	Accounts Payable	\$604.11
01/13/2023	13006	ABCWUA	Accounts Payable	\$1,501.37
01/13/2023	13007	Accountability and Compliance	Accounts Payable	\$409.78
01/13/2023	13008	Matthews Fox	Accounts Payable	\$59.57
01/13/2023	13009	Public Charter Schools of New Mexico	Accounts Payable	\$1,100.00
01/13/2023	13010	Sandia Office Supply	Accounts Payable	\$53.42
01/13/2023	13032	NM Bank & Trust	Payroll Liability	\$79,538.74
01/13/2023	13033	EFTPS	Payroll Liability	\$10,504.34
01/13/2023	EFT	NM Educational Retirement Board	Payroll Liability	\$57,660.75
01/17/2023	13034	NM Taxation/Revenue Department	Payroll Liability	\$5,921.09
01/17/2023	13037	NM Tax & Rev Dept - WC	Payroll Liability	\$197.80
01/17/2023	EFT	JP Morgan Chase	Payroll Liability	\$1,100.00
01/20/2023	13011	Albuquerque Public Schools	Accounts Payable	\$3,547.25
01/20/2023	13012	De Lage Landen Financial Services, Inc	Accounts Payable	\$672.38
01/20/2023	13013	Harris Forms	Accounts Payable	\$167.45
01/20/2023	13014	Quill Corporation	Accounts Payable	\$398.44
01/20/2023	13015	Sandia Office Supply	Accounts Payable	\$361.91
01/26/2023	13019	Rachel Matthew Development	Accounts Payable	\$48,614.92
01/27/2023	13016	Bremmany, LLC	Accounts Payable	\$5,044.86
01/27/2023	13017	Cooperative Educational Serv	Accounts Payable	\$1,629.74
01/27/2023	13018	PNM	Accounts Payable	\$1,968.83
01/30/2023	13035	NM Bank & Trust	Payroll Liability	\$82,925.61
01/30/2023	13036	EFTPS	Payroll Liability	\$11,227.96
01/30/2023	EFT	JP Morgan Chase	Payroll Liability	\$1,100.00
Sub Total				\$429,045.98

The International School at Mesa Del Sol

FY23 - Journal Entry Report

Transaction Number	Trans Date	Amount	Comment	GC Board Date
00007809	10/07/2022	169.16	Correct program on Inv 1012	2023 02 16

The International School at Mesa Del Sol

Journal Entry Line Info Report

[Cycle Name]: "FY22-23"; Posting Date: 10/07/2022

Transaction	Account Code	Description	Comment	Debit	Credit
7809	11000-2100-53213-2000-001781- 0000-00000	Support Services-Students-Occupational Therapists - Contracted	Correct program on Inv 1012	\$169.16	\$0.00
7809	11000-2100-53213-0000-001781- 0000-00000	OccThrpstCont	Correct program on Inv 1013	\$0.00	\$169.16
				\$169.16	\$169.16

The International School at Mesa Del Sol
Balance Sheet Report
January 31, 2023

Description	11000	14000	23000	24101	24106	24146
11011 - Bank Accounts	\$10,652.58	\$3,838.25	\$12.00	(\$4,002.16)	\$210.00	\$0.00
11012 - BankAcct - NMB&T	\$757,366.12	(\$3,418.25)	\$17,561.08	(\$11,350.36)	(\$1,845.94)	(\$13.27)
Subtotal of Account Type: Asset	\$768,018.70	\$420.00	\$17,573.08	(\$15,352.52)	(\$1,635.94)	(\$13.27)
Subtotal of Account Group: Assets	\$768,018.70	\$420.00	\$17,573.08	(\$15,352.52)	(\$1,635.94)	(\$13.27)
21011 - AccountsPayable	\$105.00	\$0.00	\$0.00	\$0.00	\$0.00	\$0.00
23123 - RHC	\$5,744.26	\$0.00	\$0.00	\$84.44	\$0.00	\$0.00
23124 - ERB	\$53,172.56	\$0.00	\$0.00	\$783.90	\$0.00	\$0.00
23125 - HealthInsurance	\$14,463.55	\$0.00	\$0.00	\$2.40	\$0.00	\$0.00
23140 - St Unemp Ins - ER	\$1,152.29	\$0.00	\$0.00	\$0.10	(\$6.20)	(\$13.27)
23142 - State Inc. Tax	\$4,974.12	\$0.00	\$0.00	\$344.52	\$0.00	\$0.00
23147 - Vol Deduction	\$1,056.98	\$0.00	\$0.00	\$0.00	\$0.00	\$0.00
Subtotal of Account Type: Liability	\$80,668.76	\$0.00	\$0.00	\$1,215.36	(\$6.20)	(\$13.27)
32000 - Fund Balance	\$177,375.26	\$420.00	\$5,806.86	(\$21,939.74)	(\$108,947.82)	\$0.00
32300 - UnresFundBalnce	\$331,989.17	\$0.00	\$9,174.22	(\$19,734.67)	\$107,762.35	\$0.00
Net Increase/Decrease	\$177,985.51	\$0.00	\$2,592.00	\$25,106.53	(\$444.27)	\$0.00
Subtotal of Account Type: Fund Balance/Retained Earnings	\$687,349.94	\$420.00	\$17,573.08	(\$16,567.88)	(\$1,629.74)	\$0.00
Subtotal of Account Group: Liabilities/Fund Balance	\$768,018.70	\$420.00	\$17,573.08	(\$15,352.52)	(\$1,635.94)	(\$13.27)

The International School at Mesa Del Sol
Balance Sheet Report
January 31, 2023

Description	24154	24301	24308	24330	25153	26107	26186
11011 - Bank Accounts	\$0.00	\$0.00	\$0.00	\$0.00	\$0.00	\$0.00	\$0.00
11012 - BankAcct - NMB&T	(\$2,090.56)	(\$8,627.20)	\$0.00	(\$75,961.73)	\$103,243.91	(\$2,912.42)	\$0.01
Subtotal of Account Type: Asset	(\$2,090.56)	(\$8,627.20)	\$0.00	(\$75,961.73)	\$103,243.91	(\$2,912.42)	\$0.01
Subtotal of Account Group: Assets	(\$2,090.56)	(\$8,627.20)	\$0.00	(\$75,961.73)	\$103,243.91	(\$2,912.42)	\$0.01
21011 - AccountsPayable	\$0.00	\$0.00	\$0.00	\$0.00	\$0.00	\$0.00	\$0.00
23123 - RHC	\$0.00	\$0.00	\$0.00	\$343.88	\$108.56	\$72.42	\$0.00
23124 - ERB	\$0.00	\$0.00	\$0.00	\$3,192.22	\$1,007.82	\$672.24	\$0.00
23125 - HealthInsurance	\$0.00	\$0.00	\$0.00	\$762.55	\$906.78	\$1.16	\$0.00
23140 - St Unemp Ins - ER	\$0.66	(\$4.22)	\$0.00	\$37.82	\$41.79	\$7.96	\$0.00
23142 - State Inc. Tax	\$0.00	\$0.00	\$0.00	\$384.36	\$50.68	\$78.51	\$0.00
23147 - Vol Deduction	\$0.85	\$0.00	\$0.00	\$108.56	\$0.00	\$14.13	\$0.00
Subtotal of Account Type: Liability	\$1.51	(\$4.22)	\$0.00	\$4,829.39	\$2,115.63	\$846.42	\$0.00
32000 - Fund Balance	(\$19,210.00)	\$0.00	\$0.00	\$0.00	\$45,974.45	\$0.00	\$0.00
32300 - UnresFundBalnce	\$9,499.64	(\$8,622.98)	(\$131,933.37)	(\$11,854.41)	\$52,701.25	(\$17,250.00)	(\$3,322.69)
Net Increase/Decrease	\$7,618.29	\$0.00	\$131,933.37	(\$68,936.71)	\$2,452.58	\$13,491.16	\$3,322.70
Subtotal of Account Type: Fund Balance/Retained Earnings	(\$2,092.07)	(\$8,622.98)	\$0.00	(\$80,791.12)	\$101,128.28	(\$3,758.84)	\$0.01
Subtotal of Account Group: Liabilities/Fund Balance	(\$2,090.56)	(\$8,627.20)	\$0.00	(\$75,961.73)	\$103,243.91	(\$2,912.42)	\$0.01

The International School at Mesa Del Sol
Balance Sheet Report
January 31, 2023

Description	26222	27109	27114	27130	27149	29102	31200
11011 - Bank Accounts	\$0.00	\$0.00	\$0.00	\$0.00	(\$10,710.67)	\$0.00	\$0.00
11012 - BankAcct - NMB&T	(\$40.00)	\$878.88	(\$2,423.36)	\$0.00	(\$46,914.50)	\$17,351.69	(\$150,274.00)
Subtotal of Account Type: Asset	(\$40.00)	\$878.88	(\$2,423.36)	\$0.00	(\$57,625.17)	\$17,351.69	(\$150,274.00)
Subtotal of Account Group: Assets	(\$40.00)	\$878.88	(\$2,423.36)	\$0.00	(\$57,625.17)	\$17,351.69	(\$150,274.00)
21011 - AccountsPayable	\$0.00	\$0.00	\$0.00	\$0.00	\$0.00	\$0.00	\$0.00
23123 - RHC	\$0.00	\$0.00	\$83.98	\$0.00	\$196.30	\$0.00	\$0.00
23124 - ERB	\$0.00	\$0.00	\$779.80	\$0.00	\$1,822.41	\$0.00	\$0.00
23125 - HealthInsurance	\$0.00	\$0.00	\$9.49	\$0.00	\$659.41	\$0.00	\$0.00
23140 - St Unemp Ins - ER	\$0.00	\$0.00	\$9.24	\$0.00	\$25.51	\$0.00	\$0.00
23142 - State Inc. Tax	\$0.00	\$0.00	\$77.75	\$0.00	\$360.59	\$0.00	\$0.00
23147 - Vol Deduction	\$0.00	\$0.00	\$7.17	\$0.00	\$50.44	\$0.00	\$0.00
Subtotal of Account Type: Liability	\$0.00	\$0.00	\$967.43	\$0.00	\$3,114.66	\$0.00	\$0.00
32000 - Fund Balance	\$0.00	\$2,682.28	\$0.00	(\$495.70)	(\$110,227.34)	\$16,697.03	\$0.00
32300 - UnresFundBalnce	(\$40.00)	(\$1,803.40)	\$0.00	\$495.70	\$77,444.19	\$654.66	\$0.00
Net Increase/Decrease	\$0.00	\$0.00	(\$3,390.79)	\$0.00	(\$27,956.68)	\$0.00	(\$150,274.00)
Subtotal of Account Type: Fund Balance/Retained Earnings	(\$40.00)	\$878.88	(\$3,390.79)	\$0.00	(\$60,739.83)	\$17,351.69	(\$150,274.00)
Subtotal of Account Group: Liabilities/Fund Balance	(\$40.00)	\$878.88	(\$2,423.36)	\$0.00	(\$57,625.17)	\$17,351.69	(\$150,274.00)

The International School at Mesa Del Sol
Balance Sheet Report
January 31, 2023

Description	31400	31600	31701	31703	Total
11011 - Bank Accounts	\$0.00	\$0.00	\$0.00	\$0.00	\$0.00
11012 - BankAcct - NMB&T	\$0.00	\$309,945.14	\$491,741.37	\$17,997.38	\$1,410,213.99
Subtotal of Account Type: Asset	\$0.00	\$309,945.14	\$491,741.37	\$17,997.38	\$1,410,213.99
Subtotal of Account Group: Assets	\$0.00	\$309,945.14	\$491,741.37	\$17,997.38	\$1,410,213.99
21011 - AccountsPayable	\$0.00	\$0.00	\$0.00	\$0.00	\$105.00
23123 - RHC	\$0.00	\$0.00	\$0.00	\$0.00	\$6,633.84
23124 - ERB	\$0.00	\$0.00	\$0.00	\$0.00	\$61,430.95
23125 - HealthInsurance	\$0.00	\$0.00	\$0.00	\$0.00	\$16,805.34
23140 - St Unemp Ins - ER	\$0.00	\$0.00	\$0.00	\$0.00	\$1,251.68
23142 - State Inc. Tax	\$0.00	\$0.00	\$0.00	\$0.00	\$6,270.53
23147 - Vol Deduction	\$0.00	\$0.00	\$0.00	\$0.00	\$1,238.13
Subtotal of Account Type: Liability	\$0.00	\$0.00	\$0.00	\$0.00	\$93,735.47
32000 - Fund Balance	\$0.00	\$465,657.05	\$402,236.08	\$8,002.00	\$864,030.41
32300 - UnresFundBalnce	(\$67,481.23)	(\$172,997.93)	\$120,871.62	\$9,995.38	\$285,547.50
Net Increase/Decrease	\$67,481.23	\$17,286.02	(\$31,366.33)	\$0.00	\$166,900.61
Subtotal of Account Type: Fund Balance/Retained Earnings	\$0.00	\$309,945.14	\$491,741.37	\$17,997.38	\$1,316,478.52
Subtotal of Account Group: Liabilities/Fund Balance	\$0.00	\$309,945.14	\$491,741.37	\$17,997.38	\$1,410,213.99

The International School at Mesa Del Sol

Account Summary Report - Revenue

Cycle: FY22-23; Begin Date: 01/01/2023; End Date: 01/31/2023; Account Type: Revenue; Subtotal Elements: Fund,Function; Account Expression: [All]; Subtotal By Account Type: No; Include Unposted Transactions: No; Created On: 2/15/2023 12:27:10 AM

Account Code	Description	Actual (Date Range)	Budget (YTD)	Actual (YTD)	Encumbrance (YTD)	Available (YTD)	% of Budget
11000-0000-41702-0000-001781-0000-00000	FeesEducational	(\$255.00)	\$0.00	(\$1,015.00)	\$0.00	\$1,015.00	0.00
11000-0000-41920-0000-001781-0000-00000	PrivContrbsDntn	(\$398.43)	\$0.00	(\$2,182.89)	\$0.00	\$2,182.89	0.00
11000-0000-41921-0000-001781-0000-00000	InstCategorical	\$0.00	\$0.00	(\$1,005.00)	\$0.00	\$1,005.00	0.00
11000-0000-41922-0000-001781-0000-00000	InstSupCatagocl	(\$105.00)	\$0.00	(\$105.00)	\$0.00	\$105.00	0.00
11000-0000-41923-0000-001781-0000-00000	Admin - Catagorcl	\$0.00	\$0.00	(\$5,951.04)	\$0.00	\$5,951.04	0.00
11000-0000-41980-0000-001781-0000-00000	RefPriorYearExp	\$0.00	\$0.00	(\$1,104.59)	\$0.00	\$1,104.59	0.00
11000-0000-43101-0000-001781-0000-00000	StEqulzGuarntee	(\$279,516.62)	(\$3,354,200.00)	(\$1,956,616.34)	\$0.00	(\$1,397,583.66)	58.33
11000-0000-46100-0000-001781-0000-00000	AccessBrdE - Rate	\$0.00	\$0.00	(\$21,812.70)	\$0.00	\$21,812.70	0.00
Subtotal of Element: [Function] 0000 - Revenue		(\$280,275.05)	(\$3,354,200.00)	(\$1,989,792.56)	\$0.00	(\$1,364,407.44)	59.32
Subtotal of Element: [Fund] 11000 - General		(\$280,275.05)	(\$3,354,200.00)	(\$1,989,792.56)	\$0.00	(\$1,364,407.44)	59.32
23000-0000-41701-0000-001781-0000-00000	Fees - Activities	\$0.00	(\$1,000.00)	\$0.00	\$0.00	(\$1,000.00)	0.00
23000-0000-41701-0000-001781-0000-10001	PYP	(\$110.00)	\$0.00	(\$2,587.00)	\$0.00	\$2,587.00	0.00
23000-0000-41701-0000-001781-0000-10002	Fees - Activities	\$0.00	\$0.00	(\$5.00)	\$0.00	\$5.00	0.00
23000-0000-41705-0000-001781-0000-00000	Fees ? Users	\$0.00	(\$1,500.00)	\$0.00	\$0.00	(\$1,500.00)	0.00
Subtotal of Element: [Function] 0000 - Revenue		(\$110.00)	(\$2,500.00)	(\$2,592.00)	\$0.00	\$92.00	103.68
Subtotal of Element: [Fund] 23000 - Non-Instructional Support		(\$110.00)	(\$2,500.00)	(\$2,592.00)	\$0.00	\$92.00	103.68
24101-0000-41924-0000-001781-0000-00000	FlowthrDistChtr	\$0.00	(\$55,473.00)	(\$9,692.08)	\$0.00	(\$45,780.92)	17.47
24101-0000-44504-0000-001781-0000-00000	Prior Year Balances	\$0.00	\$0.00	(\$41,674.41)	\$0.00	\$41,674.41	0.00
Subtotal of Element: [Function] 0000 - Revenue		\$0.00	(\$55,473.00)	(\$51,366.49)	\$0.00	(\$4,106.51)	92.60
Subtotal of Element: [Fund] 24101 - Title I - IASA		\$0.00	(\$55,473.00)	(\$51,366.49)	\$0.00	(\$4,106.51)	92.60
24106-0000-41924-0000-001781-0000-00000	FlowthrDistChtr	(\$1,167.00)	(\$103,125.00)	(\$1,569.00)	\$0.00	(\$101,556.00)	1.52
24106-0000-44504-0000-001781-0000-00000	Prior Year Balances	\$0.00	\$0.00	(\$1,185.47)	\$0.00	\$1,185.47	0.00
Subtotal of Element: [Function] 0000 - Revenue		(\$1,167.00)	(\$103,125.00)	(\$2,754.47)	\$0.00	(\$100,370.53)	2.67
Subtotal of Element: [Fund] 24106 - Entitlement INFA-R		(\$1,167.00)	(\$103,125.00)	(\$2,754.47)	\$0.00	(\$100,370.53)	2.67
24153-0000-41924-0000-001781-0000-00000	FlowthrDistChtr	\$0.00	(\$925.00)	\$0.00	\$0.00	(\$925.00)	0.00
Subtotal of Element: [Function] 0000 - Revenue		\$0.00	(\$925.00)	\$0.00	\$0.00	(\$925.00)	0.00
Subtotal of Element: [Fund] 24153 - English Language Acquisition		\$0.00	(\$925.00)	\$0.00	\$0.00	(\$925.00)	0.00
24154-0000-41924-0000-001781-0000-00000	FlowthrDistChtr	(\$192.24)	(\$17,100.00)	(\$192.24)	\$0.00	(\$16,907.76)	1.12
24154-0000-44504-0000-001781-0000-00000	Prior Year Balances	\$0.00	\$0.00	(\$9,710.36)	\$0.00	\$9,710.36	0.00
Subtotal of Element: [Function] 0000 - Revenue		(\$192.24)	(\$17,100.00)	(\$9,902.60)	\$0.00	(\$7,197.40)	57.91
Subtotal of Element: [Fund] 24154 - Teacher/Principal Training & Recruiting		(\$192.24)	(\$17,100.00)	(\$9,902.60)	\$0.00	(\$7,197.40)	57.91
24174-0000-41924-0000-001781-0000-00000	FlowthrDistChtr	\$0.00	(\$1,521.00)	\$0.00	\$0.00	(\$1,521.00)	0.00
Subtotal of Element: [Function] 0000 - Revenue		\$0.00	(\$1,521.00)	\$0.00	\$0.00	(\$1,521.00)	0.00
Subtotal of Element: [Fund] 24174 - Carl D Perkins Secondary - Current		\$0.00	(\$1,521.00)	\$0.00	\$0.00	(\$1,521.00)	0.00
24308-0000-41924-0000-001781-0000-00000	FlowthrDistChtr	\$0.00	(\$52,993.00)	(\$133,076.37)	\$0.00	\$80,083.37	251.12
Subtotal of Element: [Function] 0000 - Revenue		\$0.00	(\$52,993.00)	(\$133,076.37)	\$0.00	\$80,083.37	251.12
Subtotal of Element: [Fund] 24308 - CRRSA ESSER II		\$0.00	(\$52,993.00)	(\$133,076.37)	\$0.00	\$80,083.37	251.12
24330-0000-41924-0000-001781-0000-00000	FlowthrDistChtr	\$0.00	(\$758,637.00)	(\$21,841.93)	\$0.00	(\$736,795.07)	2.87
Subtotal of Element: [Function] 0000 - Revenue		\$0.00	(\$758,637.00)	(\$21,841.93)	\$0.00	(\$736,795.07)	2.88
Subtotal of Element: [Fund] 24330 - ESSER III		\$0.00	(\$758,637.00)	(\$21,841.93)	\$0.00	(\$736,795.07)	2.88
24346-0000-41924-0000-001781-0000-00000	FlowthrDistChtr	\$0.00	(\$21,739.00)	\$0.00	\$0.00	(\$21,739.00)	0.00
Subtotal of Element: [Function] 0000 - Revenue		\$0.00	(\$21,739.00)	\$0.00	\$0.00	(\$21,739.00)	0.00

The International School at Mesa Del Sol

Account Summary Report - Revenue

Cycle: FY22-23; Begin Date: 01/01/2023; End Date: 01/31/2023; Account Type: Revenue; Subtotal Elements: Fund,Function; Account Expression: [All]; Subtotal By Account Type: No; Include Unposted Transactions: No; Created On: 2/15/2023 12:27:10 AM

Account Code	Description	Actual (Date Range)	Budget (YTD)	Actual (YTD)	Encumbrance (YTD)	Available (YTD)	% of Budget
Subtotal of Element: [Fund] 24346 - /IDEA/American Rescue Plan Act of 2021		\$0.00	(\$21,739.00)	\$0.00	\$0.00	(\$21,739.00)	0.00
25153-0000-43214-0000-001781-0000-00000	InterGovCntREC	\$0.00	(\$45,000.00)	(\$43,218.33)	\$0.00	(\$1,781.67)	96.04
Subtotal of Element: [Function] 0000 - Revenue		\$0.00	(\$45,000.00)	(\$43,218.33)	\$0.00	(\$1,781.67)	96.04
Subtotal of Element: [Fund] 25153 - Title XIX MEDICAID 3/21 Years		\$0.00	(\$45,000.00)	(\$43,218.33)	\$0.00	(\$1,781.67)	96.04
26107-0000-43214-0000-001781-0000-00000	InterGovCntREC	(\$2,917.28)	(\$34,730.00)	(\$28,959.93)	\$0.00	(\$5,770.07)	83.38
Subtotal of Element: [Function] 0000 - Revenue		(\$2,917.28)	(\$34,730.00)	(\$28,959.93)	\$0.00	(\$5,770.07)	83.39
Subtotal of Element: [Fund] 26107 - REC/District Fiscal Agent		(\$2,917.28)	(\$34,730.00)	(\$28,959.93)	\$0.00	(\$5,770.07)	83.39
26186-0000-41921-0000-001781-0000-00000	InstCategorical	\$0.00	\$0.00	(\$3,322.70)	\$0.00	\$3,322.70	0.00
Subtotal of Element: [Function] 0000 - Revenue		\$0.00	\$0.00	(\$3,322.70)	\$0.00	\$3,322.70	0.00
Subtotal of Element: [Fund] 26186 - ABC Community Schools Partnership		\$0.00	\$0.00	(\$3,322.70)	\$0.00	\$3,322.70	0.00
27107-0000-43202-0000-001781-0000-00000	StFlowThruGrant	\$0.00	(\$7,079.00)	\$0.00	\$0.00	(\$7,079.00)	0.00
27107-0000-43204-0000-001781-0000-00000	PriorYearBalnce	\$0.00	(\$7,549.00)	\$0.00	\$0.00	(\$7,549.00)	0.00
Subtotal of Element: [Function] 0000 - Revenue		\$0.00	(\$14,628.00)	\$0.00	\$0.00	(\$14,628.00)	0.00
Subtotal of Element: [Fund] 27107 - Literacy For Children @ Risk PED		\$0.00	(\$14,628.00)	\$0.00	\$0.00	(\$14,628.00)	0.00
27114-0000-43202-0000-001781-0000-00000	StFlowThruGrant	\$0.00	(\$32,500.00)	\$0.00	\$0.00	(\$32,500.00)	0.00
Subtotal of Element: [Function] 0000 - Revenue		\$0.00	(\$32,500.00)	\$0.00	\$0.00	(\$32,500.00)	0.00
Subtotal of Element: [Fund] 27114 - Center for Teacher Excellence PED		\$0.00	(\$32,500.00)	\$0.00	\$0.00	(\$32,500.00)	0.00
27149-0000-41924-0000-001781-0000-00000	FlowthrDistChtr	\$0.00	(\$112,000.00)	(\$32,783.15)	\$0.00	(\$79,216.85)	29.27
Subtotal of Element: [Function] 0000 - Revenue		\$0.00	(\$112,000.00)	(\$32,783.15)	\$0.00	(\$79,216.85)	29.27
Subtotal of Element: [Fund] 27149 - PreK Initiative		\$0.00	(\$112,000.00)	(\$32,783.15)	\$0.00	(\$79,216.85)	29.27
27408-0000-43202-0000-001781-0000-00000	StFlowThruGrant	\$0.00	(\$20,000.00)	\$0.00	\$0.00	(\$20,000.00)	0.00
Subtotal of Element: [Function] 0000 - Revenue		\$0.00	(\$20,000.00)	\$0.00	\$0.00	(\$20,000.00)	0.00
Subtotal of Element: [Fund] 27408 - K-12 Plus/EL TP Planning Grant		\$0.00	(\$20,000.00)	\$0.00	\$0.00	(\$20,000.00)	0.00
27502-0000-41924-0000-001781-0000-00000	FlowthrDistChtr	\$0.00	(\$1,472.00)	\$0.00	\$0.00	(\$1,472.00)	0.00
Subtotal of Element: [Function] 0000 - Revenue		\$0.00	(\$1,472.00)	\$0.00	\$0.00	(\$1,472.00)	0.00
Subtotal of Element: [Fund] 27502 - Career Technical Education Program (Pilot)		\$0.00	(\$1,472.00)	\$0.00	\$0.00	(\$1,472.00)	0.00
31200-0000-43209-0000-001781-0000-00000	PSCOC Awards	\$0.00	(\$245,903.00)	\$0.00	\$0.00	(\$245,903.00)	0.00
Subtotal of Element: [Function] 0000 - Revenue		\$0.00	(\$245,903.00)	\$0.00	\$0.00	(\$245,903.00)	0.00
Subtotal of Element: [Fund] 31200 - Public School Capital Outlay		\$0.00	(\$245,903.00)	\$0.00	\$0.00	(\$245,903.00)	0.00
31400-0000-43202-0000-001781-0000-00000	StFlowThruGrant	\$0.00	(\$100,000.00)	\$0.00	\$0.00	(\$100,000.00)	0.00
31400-0000-43204-0000-001781-0000-00000	PriorYearBalnce	\$0.00	(\$92,519.00)	(\$67,481.23)	\$0.00	(\$25,037.77)	72.93
Subtotal of Element: [Function] 0000 - Revenue		\$0.00	(\$192,519.00)	(\$67,481.23)	\$0.00	(\$125,037.77)	35.05
Subtotal of Element: [Fund] 31400 - Special Capital Outlay, State		\$0.00	(\$192,519.00)	(\$67,481.23)	\$0.00	(\$125,037.77)	35.05
31600-0000-41110-0000-001781-0000-00000	AdValoremTaxDst	(\$96,392.50)	(\$245,266.00)	(\$158,023.32)	\$0.00	(\$87,242.68)	64.42
Subtotal of Element: [Function] 0000 - Revenue		(\$96,392.50)	(\$245,266.00)	(\$158,023.32)	\$0.00	(\$87,242.68)	64.43
Subtotal of Element: [Fund] 31600 - Capital Improvements, HR 33		(\$96,392.50)	(\$245,266.00)	(\$158,023.32)	\$0.00	(\$87,242.68)	64.43
31701-0000-41110-0000-001781-0000-00000	AdValoremTaxDst	(\$48,958.60)	(\$127,003.00)	(\$80,039.59)	\$0.00	(\$46,963.41)	63.02
31701-0000-41980-0000-001781-0000-00000	RefPriorYearExp	\$0.00	\$0.00	(\$3,404.06)	\$0.00	\$3,404.06	0.00
Subtotal of Element: [Function] 0000 - Revenue		(\$48,958.60)	(\$127,003.00)	(\$83,443.65)	\$0.00	(\$43,559.35)	65.70

The International School at Mesa Del Sol

Account Summary Report - Revenue

Cycle: FY22-23; Begin Date: 01/01/2023; End Date: 01/31/2023; Account Type: Revenue; Subtotal Elements: Fund,Function; Account Expression: [All]; Subtotal By Account Type: No; Include Unposted Transactions: No; Created On: 2/15/2023 12:27:10 AM

Account Code	Description	Actual (Date Range)	Budget (YTD)	Actual (YTD)	Encumbrance (YTD)	Available (YTD)	% of Budget
Subtotal of Element: [Fund] 31701 - Capital Outlay		(\$48,958.60)	(\$127,003.00)	(\$83,443.65)	\$0.00	(\$43,559.35)	65.70
State Match							
Grand Total		(\$430,012.67)	(\$5,439,234.00)	(\$2,628,558.73)	\$0.00	(\$2,810,675.27)	48.33

The International School at Mesa Del Sol

Account Summary Report - Expenditure

Cycle: FY22-23; Begin Date: 01/01/2023; End Date: 01/31/2023; Account Type: Expenditure; Subtotal Elements: Fund,Function; Account Expression: [All]; Subtotal By Account Type: No; Include Unposted Transactions: No; Created On: 2/15/2023

12:26:49 AM

Account Code	Description	Actual (Date Range)	Budget (YTD)	Actual (YTD)	Encumbrance (YTD)	Available (YTD)	% of Budget
11000-1000-51100-0000-001781-1612-00000	Instruction-Salaries Expense-Substitutes-Other Leave	\$1,595.00	\$2,000.00	\$8,555.00	\$0.00	(\$6,555.00)	427.75
11000-1000-51100-1010-001781-1411-00000	Instruction-Salaries Expense-Teachers-Grades 1-12	\$111,781.53	\$1,332,075.00	\$615,268.58	\$656,592.46	\$60,213.96	46.18
11000-1000-51100-1010-001781-1413-00000	Instruction-Salaries Expense-Teachers-Early Childhood Ed	\$10,859.18	\$130,310.00	\$59,446.30	\$70,584.51	\$279.19	45.61
11000-1000-51100-1010-001781-1414-00000	Instruction-Salaries Expense-Teachers-Preschool (exclude Special Ed)	\$550.00	\$5,500.00	\$1,925.00	\$3,575.00	\$0.00	35.00
11000-1000-51100-1010-001781-1611-00000	SalariesExpense,SubsSickLeave	\$0.00	\$1,500.00	\$1,740.00	\$0.00	(\$240.00)	116.00
11000-1000-51100-1010-001781-1711-00000	Instruction-Salaries Expense-Instructional Assistants-Grades 1-12	\$7,117.04	\$57,371.00	\$28,698.56	\$46,260.80	(\$17,588.36)	50.02
11000-1000-51100-1010-001781-1713-00000	SalariesExpense,InstAsstPreschl	\$2,093.40	\$25,000.00	\$11,392.93	\$13,607.07	\$0.00	45.57
11000-1000-51100-1020-001781-1411-00000	SalariesExpense-Teachers	\$5,833.58	\$70,008.00	\$32,084.69	\$37,918.31	\$5.00	45.83
11000-1000-51100-2000-001781-1412-00000	Instruction-Salaries Expense-Teachers- Special Education	\$10,000.74	\$180,214.00	\$77,931.88	\$65,004.93	\$37,277.19	43.24
11000-1000-51100-2000-001781-1712-00000	SalariesExpense,InstAsstPreschl	\$942.06	\$10,400.00	\$4,239.27	\$6,123.42	\$37.31	40.76
11000-1000-51100-4040-001781-1411-00000	SalariesExpense,InstAsstPreschl	\$6,622.50	\$83,000.00	\$39,042.47	\$42,290.89	\$1,666.64	47.03
11000-1000-51100-4040-001781-1413-00000	SalariesExpense,InstAsstPreschl	\$603.76	\$7,300.00	\$3,296.53	\$3,924.47	\$79.00	45.15
11000-1000-51100-4040-001781-1414-00000	SalariesExpense,InstAsstPreschl	\$278.68	\$3,350.00	\$1,521.59	\$1,811.41	\$17.00	45.42
11000-1000-51300-1010-001781-1411-00000	Instruction-Additional Compensation-Teachers-Grades 1-12	\$0.00	\$9,575.00	\$9,570.11	\$0.00	\$4.89	99.94
11000-1000-51300-1010-001781-1413-00000	AddtnlCompenstn, TeachersErlyChd	\$0.00	\$840.00	\$836.31	\$0.00	\$3.69	99.56
11000-1000-51300-1010-001781-1711-00000	AddtnlCompenstn,InstAsst1 - 12	\$4,000.00	\$200.00	\$4,198.06	\$0.00	(\$3,998.06)	2,099.03
11000-1000-51300-1010-001781-1713-00000	AddtnlCompenstn,InstAsst - ECE	\$0.00	\$200.00	\$193.64	\$0.00	\$6.36	96.82
11000-1000-51300-1020-001781-1411-00000	AddtnlCompenstn, Teachers 1 - 12	\$0.00	\$420.00	\$419.02	\$0.00	\$0.98	99.76
11000-1000-51300-2000-001781-1412-00000	Instruction-Additional Compensation-Teachers- Special Education	\$0.00	\$845.00	\$840.78	\$0.00	\$4.22	99.50
11000-1000-51300-4040-001781-1411-00000	AddtnlCompenstn, TeachersErlyChd	\$0.00	\$225.00	\$213.62	\$0.00	\$11.38	94.94
11000-1000-52111-1010-001781-1411-00000	Instruction-Educational Retirement-Teachers-Grades 1-12	\$19,170.47	\$222,588.00	\$104,487.96	\$112,461.54	\$5,638.50	46.94
11000-1000-52111-1010-001781-1413-00000	EducRetirement	\$1,862.34	\$22,350.00	\$10,194.99	\$11,971.26	\$183.75	45.61
11000-1000-52111-1010-001781-1414-00000	EducRetirement	\$94.32	\$1,000.00	\$330.12	\$608.96	\$60.92	33.01
11000-1000-52111-1010-001781-1711-00000	Instruction-Educational Retirement-Instructional Assistants-Grades 1-12	\$1,906.56	\$9,531.00	\$5,680.88	\$8,350.79	(\$4,500.67)	59.60
11000-1000-52111-1010-001781-1713-00000	EducRetirement	\$359.02	\$4,300.00	\$1,953.90	\$2,333.62	\$12.48	45.43
11000-1000-52111-1020-001781-1411-00000	EducRetirement	\$1,000.46	\$12,030.00	\$5,502.52	\$6,502.94	\$24.54	45.73
11000-1000-52111-2000-001781-1412-00000	Instruction-Educational Retirement-Teachers- Special Education	\$1,715.12	\$30,908.00	\$13,365.25	\$11,075.94	\$6,466.81	43.24
11000-1000-52111-2000-001781-1712-00000	EducRetirement	\$161.56	\$1,800.00	\$727.02	\$1,050.23	\$22.75	40.39
11000-1000-52111-4040-001781-1411-00000	EducRetirement	\$1,135.85	\$14,300.00	\$6,732.94	\$7,241.22	\$325.84	47.08
11000-1000-52111-4040-001781-1413-00000	EducRetirement	\$103.56	\$1,250.00	\$565.43	\$665.66	\$18.91	45.23
11000-1000-52111-4040-001781-1414-00000	EducRetirement	\$47.80	\$575.00	\$260.98	\$308.52	\$5.50	45.38
11000-1000-52112-1010-001781-1411-00000	Instruction-ERA - Retiree Health-Teachers-Grades 1-12	\$2,235.65	\$25,726.00	\$12,185.27	\$13,115.09	\$425.64	47.36
11000-1000-52112-1010-001781-1413-00000	ERARetireeHlth	\$217.18	\$2,608.00	\$1,188.91	\$1,396.05	\$23.04	45.58
11000-1000-52112-1010-001781-1414-00000	ERARetireeHlth	\$11.00	\$110.00	\$38.50	\$71.01	\$0.49	35.00
11000-1000-52112-1010-001781-1711-00000	Instruction-ERA - Retiree Health-Instructional Assistants-Grades 1-12	\$222.32	\$1,118.00	\$662.43	\$973.72	(\$518.15)	59.25
11000-1000-52112-1010-001781-1713-00000	ERARetireeHlth	\$41.86	\$500.00	\$227.82	\$272.09	\$0.09	45.56
11000-1000-52112-1020-001781-1411-00000	ERARetireeHlth	\$116.68	\$1,516.00	\$641.73	\$758.39	\$115.88	42.33
11000-1000-52112-2000-001781-1412-00000	Instruction-ERA - Retiree Health-Teachers- Special Education	\$200.02	\$3,606.00	\$1,558.65	\$1,292.22	\$755.13	43.22
11000-1000-52112-2000-001781-1712-00000	ERARetireeHlth	\$18.84	\$210.00	\$84.78	\$122.45	\$2.77	40.37
11000-1000-52112-4040-001781-1411-00000	ERARetireeHlth	\$132.44	\$1,670.00	\$785.12	\$844.51	\$40.37	47.01
11000-1000-52112-4040-001781-1413-00000	ERARetireeHlth	\$12.08	\$200.00	\$65.95	\$77.61	\$56.44	32.97
11000-1000-52112-4040-001781-1414-00000	ERARetireeHlth	\$5.58	\$150.00	\$30.46	\$35.98	\$83.56	20.30
11000-1000-52220-0000-001781-1612-00000	Instruction-Medicare Payments-Substitutes-Other Leave	\$23.13	\$30.00	\$124.05	\$0.00	(\$94.05)	413.50

The International School at Mesa Del Sol

Account Summary Report - Expenditure

Cycle: FY22-23; Begin Date: 01/01/2023; End Date: 01/31/2023; Account Type: Expenditure; Subtotal Elements: Fund,Function; Account Expression: [All]; Subtotal By Account Type: No; Include Unposted Transactions: No; Created On: 2/15/2023 12:26:49 AM

Account Code	Description	Actual (Date Range)	Budget (YTD)	Actual (YTD)	Encumbrance (YTD)	Available (YTD)	% of Budget
11000-1000-52220-1010-001781-1411-00000	Instruction-Medicare Payments-Teachers-Grades 1-12	\$1,576.79	\$18,813.00	\$8,474.69	\$9,155.65	\$1,182.66	45.04
11000-1000-52220-1010-001781-1413-00000	MedicarePaymnts	\$146.86	\$1,891.00	\$812.57	\$944.20	\$134.23	42.97
11000-1000-52220-1010-001781-1414-00000	MedicarePaymnts	\$7.56	\$100.00	\$26.41	\$48.93	\$24.66	26.41
11000-1000-52220-1010-001781-1611-00000	MedicarePaymnts	\$0.00	\$20.00	\$25.23	\$0.00	(\$5.23)	126.15
11000-1000-52220-1010-001781-1711-00000	Instruction-Medicare Payments-Instructional Assistants-Grades 1-12	\$161.02	\$831.00	\$504.44	\$703.73	(\$377.17)	60.70
11000-1000-52220-1010-001781-1713-00000	MedicarePaymnts	\$25.96	\$275.00	\$143.84	\$136.44	(\$5.28)	52.30
11000-1000-52220-1020-001781-1411-00000	MedicarePaymnts	\$84.58	\$1,035.00	\$471.27	\$549.75	\$13.98	45.53
11000-1000-52220-2000-001781-1412-00000	Instruction-Medicare Payments-Teachers- Special Education	\$133.84	\$2,614.00	\$1,028.88	\$864.26	\$720.86	39.36
11000-1000-52220-2000-001781-1712-00000	Instruction-Medicare Payments-Instructional Assistants-Special Education	\$13.66	\$200.00	\$61.47	\$88.78	\$49.75	30.73
11000-1000-52220-4040-001781-1411-00000	MedicarePaymnts	\$92.98	\$1,200.00	\$548.15	\$588.65	\$63.20	45.67
11000-1000-52220-4040-001781-1413-00000	MedicarePaymnts	\$8.17	\$100.00	\$44.42	\$52.43	\$3.15	44.42
11000-1000-52220-4040-001781-1414-00000	MedicarePaymnts	\$3.83	\$50.00	\$20.87	\$24.82	\$4.31	41.74
11000-1000-52311-1010-001781-1411-00000	Instruction-Health and Medical Premiums-Teachers-Grades 1-12	\$6,380.76	\$78,903.00	\$36,972.76	\$33,541.12	\$8,389.12	46.85
11000-1000-52311-1010-001781-1413-00000	Hth&MedPremiums	\$1,168.92	\$14,027.00	\$6,395.97	\$7,597.98	\$33.05	45.59
11000-1000-52311-1010-001781-1414-00000	Hth&MedPremiums	\$45.92	\$460.00	\$160.72	\$298.48	\$0.80	34.93
11000-1000-52311-1010-001781-1713-00000	Hth&MedPremiums	\$417.46	\$6,200.00	\$2,284.21	\$3,895.12	\$20.67	36.84
11000-1000-52311-2000-001781-1412-00000	Instruction-Health and Medical Premiums-Teachers- Special Education	\$1,168.92	\$18,753.00	\$7,857.08	\$7,597.98	\$3,297.94	41.89
11000-1000-52311-4040-001781-1411-00000	Hth&MedPremiums	(\$16.35)	\$10.00	\$9.22	(\$16.35)	\$17.13	92.20
11000-1000-52312-0000-001781-1612-00000	Life	\$5.26	\$10.00	\$15.78	\$0.00	(\$5.78)	157.80
11000-1000-52312-1010-001781-1411-00000	Instruction-Life-Teachers-Grades 1-12	\$108.56	\$2,140.00	\$382.69	\$1,511.11	\$246.20	17.88
11000-1000-52312-1010-001781-1413-00000	Life	\$9.66	\$223.00	\$49.50	\$137.90	\$35.60	22.19
11000-1000-52312-1010-001781-1414-00000	Life	\$0.55	\$11.00	\$1.65	\$7.56	\$1.79	15.00
11000-1000-52312-1010-001781-1711-00000	Instruction-Life-Instructional Assistants-Grades 1-12	\$22.51	\$294.00	\$156.39	\$290.24	(\$152.63)	53.19
11000-1000-52312-1010-001781-1713-00000	Life	\$5.26	\$130.00	\$26.30	\$78.90	\$24.80	20.23
11000-1000-52312-1020-001781-1411-00000	Life	\$4.98	\$114.00	\$24.90	\$84.66	\$4.44	21.84
11000-1000-52312-2000-001781-1412-00000	Instruction-Life-Teachers- Special Education	\$4.98	\$302.00	\$165.58	\$138.53	(\$2.11)	54.82
11000-1000-52312-2000-001781-1712-00000	Life	\$2.63	\$60.00	\$13.15	\$42.08	\$4.77	21.91
11000-1000-52312-4040-001781-1411-00000	Life	\$6.66	\$150.00	\$30.23	\$93.32	\$26.45	20.15
11000-1000-52312-4040-001781-1413-00000	Life	\$0.54	\$15.00	\$2.78	\$7.70	\$4.52	18.53
11000-1000-52312-4040-001781-1414-00000	Life	\$0.28	\$10.00	\$1.40	\$3.92	\$4.68	14.00
11000-1000-52313-1010-001781-1411-00000	Instruction-Dental-Teachers-Grades 1-12	\$161.36	\$2,286.00	\$981.86	\$1,130.49	\$173.65	42.95
11000-1000-52313-1010-001781-1413-00000	Dental	\$53.88	\$691.00	\$311.44	\$369.98	\$9.58	45.07
11000-1000-52313-1010-001781-1414-00000	Dental	\$1.88	\$20.00	\$6.58	\$12.22	\$1.20	32.90
11000-1000-52313-1010-001781-1711-00000	Dental	\$17.16	\$250.00	\$128.70	\$102.96	\$18.34	51.48
11000-1000-52313-1010-001781-1713-00000	Dental	\$32.66	\$400.00	\$179.63	\$212.29	\$8.08	44.90
11000-1000-52313-2000-001781-1412-00000	Instruction-Dental-Teachers- Special Education	\$48.62	\$1,232.00	\$327.63	\$316.03	\$588.34	26.59
11000-1000-52313-4040-001781-1411-00000	Dental	\$2.70	\$300.00	\$14.69	\$17.55	\$267.76	4.89
11000-1000-52313-4040-001781-1413-00000	Dental	\$2.52	\$35.00	\$14.51	\$17.55	\$2.94	41.45
11000-1000-52314-1010-001781-1411-00000	Instruction-Vision-Teachers-Grades 1-12	\$22.70	\$510.00	\$145.46	\$180.30	\$184.24	28.52
11000-1000-52314-1010-001781-1413-00000	Vision	\$10.69	\$142.00	\$62.80	\$74.62	\$4.58	44.22
11000-1000-52314-1010-001781-1414-00000	Vision	\$0.38	\$5.00	\$1.38	\$2.47	\$1.15	27.60
11000-1000-52314-1010-001781-1713-00000	Vision	\$7.34	\$90.00	\$40.37	\$47.71	\$1.92	44.85
11000-1000-52314-2000-001781-1412-00000	Instruction-Vision-Teachers- Special Education	\$0.00	\$102.00	\$0.00	\$0.00	\$102.00	0.00
11000-1000-52314-4040-001781-1411-00000	Vision	\$0.92	\$15.00	\$6.04	\$6.11	\$2.85	40.26
11000-1000-52314-4040-001781-1413-00000	Vision	\$0.60	\$10.00	\$3.44	\$4.16	\$2.40	34.40
11000-1000-52314-4040-001781-1414-00000	Vision	\$0.19	\$5.00	\$1.08	\$1.30	\$2.62	21.60

The International School at Mesa Del Sol

Account Summary Report - Expenditure

Cycle: FY22-23; Begin Date: 01/01/2023; End Date: 01/31/2023; Account Type: Expenditure; Subtotal Elements: Fund,Function; Account Expression: [All]; Subtotal By Account Type: No; Include Unposted Transactions: No; Created On: 2/15/2023 12:26:49 AM

Account Code	Description	Actual (Date Range)	Budget (YTD)	Actual (YTD)	Encumbrance (YTD)	Available (YTD)	% of Budget
11000-1000-52315-1010-001781-1411-00000	Instruction-Disability-Teachers-Grades 1-12	\$115.61	\$1,091.00	\$596.99	\$751.72	(\$257.71)	54.71
11000-1000-52315-1010-001781-1713-00000	Disability	\$7.24	\$90.00	\$40.31	\$47.06	\$2.63	44.78
11000-1000-52315-2000-001781-1412-00000	Instruction-Disability-Teachers- Special Education	\$21.43	\$230.00	\$109.92	\$139.38	(\$19.30)	47.79
11000-1000-52315-4040-001781-1411-00000	Disability	\$0.80	\$5.00	\$3.36	\$5.20	(\$3.56)	67.20
11000-1000-52500-0000-001781-1612-00000	UnemploymentComp	\$0.00	\$0.00	\$5.11	\$0.00	(\$5.11)	0.00
11000-1000-52500-1010-001781-1411-00000	Instruction-Unemployment Compensation-Teachers-Grades 1-12	\$368.88	\$6,865.00	\$1,070.26	\$1,206.47	\$4,588.27	15.59
11000-1000-52500-1010-001781-1413-00000	UnemploymentComp	\$35.83	\$574.00	\$35.83	\$146.41	\$391.76	6.24
11000-1000-52500-1010-001781-1414-00000	UnemploymentComp	\$1.82	\$10.00	\$1.82	\$8.25	(\$0.07)	18.20
11000-1000-52500-1010-001781-1611-00000	UnemploymentComp	\$0.00	\$5.00	\$5.74	\$0.00	(\$0.74)	114.80
11000-1000-52500-1010-001781-1711-00000	UnemploymentComp	\$36.68	\$287.00	\$170.08	\$160.74	(\$43.82)	59.26
11000-1000-52500-1010-001781-1713-00000	UnemploymentComp	\$6.90	\$90.00	\$38.19	\$44.85	\$6.96	42.43
11000-1000-52500-1020-001781-1411-00000	UnemploymentComp	\$19.24	\$287.00	\$96.20	\$17.02	\$173.78	33.51
11000-1000-52500-2000-001781-1412-00000	UnemploymentComp	\$32.99	\$861.00	\$155.42	\$140.13	\$665.45	18.05
11000-1000-52500-2000-001781-1712-00000	UnemploymentComp	\$3.12	\$40.00	\$14.04	\$20.15	\$5.81	35.10
11000-1000-52500-4040-001781-1411-00000	UnemploymentComp	\$21.86	\$150.00	\$65.05	\$75.80	\$9.15	43.36
11000-1000-52500-4040-001781-1413-00000	UnemploymentComp	\$2.00	\$10.00	\$2.00	\$8.17	(\$0.17)	20.00
11000-1000-52500-4040-001781-1414-00000	UnemploymentComp	\$0.92	\$5.00	\$0.92	\$4.17	(\$0.09)	18.40
11000-1000-52710-0000-001781-1612-00000	WorkersCompPrem	\$0.00	\$0.00	\$4.60	\$0.00	(\$4.60)	0.00
11000-1000-52710-1010-001781-1411-00000	WorkersCompPrem	\$0.00	\$19,176.00	\$17,141.56	\$100.96	\$1,933.48	89.39
11000-1000-52710-1010-001781-1413-00000	WorkersCompPrem	\$0.00	\$2,145.00	\$2,134.20	\$9.20	\$1.60	99.49
11000-1000-52710-1010-001781-1414-00000	WorkersCompPrem	\$0.00	\$5.00	\$0.25	\$0.50	\$4.25	5.00
11000-1000-52710-1010-001781-1611-00000	WorkersCompPrem	\$0.00	\$0.00	\$2.30	\$0.00	(\$2.30)	0.00
11000-1000-52710-1010-001781-1711-00000	WorkersCompPrem	\$0.00	\$594.00	\$591.22	\$16.88	(\$14.10)	99.53
11000-1000-52710-1010-001781-1713-00000	WorkersCompPrem	\$0.00	\$10.00	\$4.60	\$4.60	\$0.80	46.00
11000-1000-52710-1020-001781-1411-00000	WorkersCompPrem	\$0.00	\$695.00	\$689.60	\$4.60	\$0.80	99.22
11000-1000-52710-2000-001781-1412-00000	WorkersCompPrem	\$0.00	\$2,964.00	\$2,950.50	\$9.20	\$4.30	99.54
11000-1000-52710-2000-001781-1712-00000	WorkersCompPrem	\$0.00	\$5.00	\$2.30	\$2.30	\$0.40	46.00
11000-1000-52710-4040-001781-1411-00000	WorkersCompPrem	\$0.00	\$5.00	\$0.24	\$0.24	\$4.52	4.80
11000-1000-52720-1010-001781-1411-00000	Workers Comp	\$0.00	\$250.00	\$0.00	\$0.00	\$250.00	0.00
11000-1000-52720-1010-001781-1413-00000	Workers Comp	\$0.00	\$20.00	\$0.00	\$0.00	\$20.00	0.00
11000-1000-52720-1010-001781-1711-00000	Workers Comp	\$0.00	\$10.00	\$0.00	\$0.00	\$10.00	0.00
11000-1000-52720-1020-001781-1411-00000	Workers Comp	\$0.00	\$10.00	\$0.00	\$0.00	\$10.00	0.00
11000-1000-52720-2000-001781-1412-00000	Workers Comp	\$0.00	\$30.00	\$0.00	\$0.00	\$30.00	0.00
11000-1000-53711-1010-001781-0000-00000	Instruction-Other Charges	\$0.00	\$20,200.00	\$750.00	\$0.00	\$19,450.00	3.71
11000-1000-55817-1010-001781-0000-00000	Instruction-Student Travel	\$0.00	\$3,000.00	\$1,500.00	\$2,102.50	(\$602.50)	50.00
11000-1000-55915-1010-001781-0000-00000	Instruction-Other Contract Services	\$0.00	\$90.00	\$44.00	\$44.00	\$2.00	48.88
11000-1000-56110-1010-001781-0000-00000	Instructional Materials Cash - 50% Other	\$147.61	\$90.00	\$228.86	\$0.00	(\$138.86)	254.28
11000-1000-56112-1010-001781-0000-00000	Instruction-Other Textbooks	\$0.00	\$35,100.00	\$34,780.50	\$313.50	\$6.00	99.08
11000-1000-56113-1010-001781-0000-00000	Instruction-Software	\$0.00	\$7,100.00	\$0.00	\$7,100.00	\$0.00	0.00
11000-1000-56118-1010-001781-0000-00000	Instruction-General Supplies and Materials	\$0.00	\$10,284.00	\$4,234.61	\$234.23	\$5,815.16	41.17
11000-1000-56118-1020-001781-0000-00000	GenSuppliesMats	\$0.00	\$2,000.00	\$173.82	\$1,250.00	\$576.18	8.69
11000-1000-56119-1010-001781-0000-00000	Supply Assets	\$0.00	\$101,387.00	\$0.00	\$0.00	\$101,387.00	0.00
Subtotal of Element: [Function] 1000 - Instruction		\$205,850.59	\$2,649,213.00	\$1,205,392.56	\$1,214,154.93	\$229,665.51	45.50
11000-2100-51100-0000-001781-1211-00000	SalariesExpense,InstAsstPreschl	\$3,018.86	\$41,907.00	\$22,233.33	\$19,622.67	\$51.00	53.05
11000-2100-51100-4040-001781-1211-00000	SalariesExpense,InstAsstPreschl	\$325.08	\$4,000.00	\$1,774.94	\$2,113.06	\$112.00	44.37
11000-2100-51300-0000-001781-1211-00000	AddtnlCompenstn,CoordSubSpeclst	\$0.00	\$500.00	\$467.08	\$0.00	\$32.92	93.41
11000-2100-52111-0000-001781-1211-00000	EducRetirement	\$517.74	\$7,179.00	\$3,813.01	\$3,365.32	\$0.67	53.11
11000-2100-52111-0000-001781-1312-00000	EducRetirement	\$0.00	\$10,343.00	\$0.00	\$0.00	\$10,343.00	0.00

The International School at Mesa Del Sol

Account Summary Report - Expenditure

Cycle: FY22-23; Begin Date: 01/01/2023; End Date: 01/31/2023; Account Type: Expenditure; Subtotal Elements: Fund,Function; Account Expression: [All]; Subtotal By Account Type: No; Include Unposted Transactions: No; Created On: 2/15/2023 12:26:49 AM

Account Code	Description	Actual (Date Range)	Budget (YTD)	Actual (YTD)	Encumbrance (YTD)	Available (YTD)	% of Budget
11000-2100-52111-4040-001781-1211-00000	EducRetirement	\$55.76	\$700.00	\$304.45	\$362.42	\$33.13	43.49
11000-2100-52112-0000-001781-1211-00000	ERARetireeHlth	\$60.38	\$841.00	\$444.69	\$392.45	\$3.86	52.87
11000-2100-52112-0000-001781-1312-00000	ERARetireeHlth	\$0.00	\$1,207.00	\$0.00	\$0.00	\$1,207.00	0.00
11000-2100-52112-4040-001781-1211-00000	ERARetireeHlth	\$6.50	\$80.00	\$35.49	\$42.25	\$2.26	44.36
11000-2100-52220-0000-001781-1211-00000	MedicarePaymnts	\$0.00	\$508.00	\$197.83	\$0.00	\$310.17	38.94
11000-2100-52220-0000-001781-1312-00000	MedicarePaymnts	\$0.00	\$875.00	\$0.00	\$0.00	\$875.00	0.00
11000-2100-52220-4040-001781-1211-00000	MedicarePaymnts	\$0.00	\$15.00	\$11.61	\$0.00	\$3.39	77.40
11000-2100-52311-0000-001781-1312-00000	Hth&MedPremiums	\$0.00	\$5,010.00	\$0.00	\$0.00	\$5,010.00	0.00
11000-2100-52312-0000-001781-1211-00000	Life	\$2.58	\$57.00	\$17.70	\$38.70	\$0.60	31.05
11000-2100-52312-0000-001781-1312-00000	Life	\$0.00	\$64.00	\$0.00	\$0.00	\$64.00	0.00
11000-2100-52312-4040-001781-1211-00000	Life	\$0.28	\$6.00	\$1.40	\$4.20	\$0.40	23.33
11000-2100-52313-0000-001781-1312-00000	Dental	\$0.00	\$206.00	\$0.00	\$0.00	\$206.00	0.00
11000-2100-52500-0000-001781-1211-00000	UnemploymentComp	\$9.96	\$144.00	\$9.96	\$33.71	\$100.33	6.91
11000-2100-52500-0000-001781-1312-00000	Unemployment Comp	\$0.00	\$287.00	\$0.00	\$0.00	\$287.00	0.00
11000-2100-52500-4040-001781-1211-00000	UnemploymentComp	\$1.08	\$5.00	\$1.08	\$3.65	\$0.27	21.60
11000-2100-52710-0000-001781-1211-00000	WorkersCompPrem	\$0.00	\$577.00	\$574.49	\$2.38	\$0.13	99.56
11000-2100-52710-0000-001781-1312-00000	WorkersCompPrem	\$0.00	\$983.00	\$0.00	\$0.00	\$983.00	0.00
11000-2100-52710-2000-001781-1312-00000	WorkersCompPrem	\$0.00	\$985.00	\$983.00	\$0.00	\$2.00	99.79
11000-2100-52720-0000-001781-1211-00000	Workers Comp	\$0.00	\$5.00	\$0.00	\$0.00	\$5.00	0.00
11000-2100-52720-0000-001781-1312-00000	Workers Comp	\$0.00	\$10.00	\$0.00	\$0.00	\$10.00	0.00
11000-2100-53211-2000-001781-0000-00000	DiagsContracted	\$0.00	\$15,000.00	\$4,681.95	\$7,827.05	\$2,491.00	31.21
11000-2100-53212-2000-001781-0000-00000	Support Services-Students-Speech Therapists - Contracted	\$5,309.38	\$34,700.00	\$34,412.63	\$0.00	\$287.37	99.17
11000-2100-53213-2000-001781-0000-00000	Support Services-Students-Occupational Therapists - Contracted	\$3,421.60	\$26,000.00	\$19,066.65	\$0.00	\$6,933.35	73.33
11000-2100-53214-2000-001781-0000-00000	Support Services-Students-Therapists - Contracted	\$0.00	\$6,650.00	\$6,600.50	\$0.00	\$49.50	99.25
11000-2100-53215-2000-001781-0000-00000	PsychologtsCont	\$0.00	\$4,000.00	\$0.00	\$0.00	\$4,000.00	0.00
11000-2100-55915-0000-001781-0000-00000	OthContractSvcs	\$819.56	\$3,750.00	\$2,458.68	\$1,291.32	\$0.00	65.56
11000-2100-56113-0000-001781-0000-00000	Software	\$0.00	\$440.00	\$0.00	\$0.00	\$440.00	0.00
Subtotal of Element: [Function] 2100 - Support Services-Students		\$13,548.76	\$167,034.00	\$98,090.47	\$35,099.18	\$33,844.35	58.72
11000-2200-56118-0000-001781-0000-00000	GenSuppliesMats	\$0.00	\$2,100.00	\$0.00	\$1,796.52	\$303.48	0.00
Subtotal of Element: [Function] 2200 - Support Services-Instruction		\$0.00	\$2,100.00	\$0.00	\$1,796.52	\$303.48	0.00
11000-2300-51100-0000-001781-1111-00000	Support Services-General Administration-Salaries Fxnse-Superintendent	\$10,416.66	\$125,082.00	\$72,916.62	\$52,083.38	\$82.00	58.29
11000-2300-51100-0000-001781-1113-00000	Support Services-General Administration-Salaries Fxnse-Administrative Associates	\$7,500.00	\$93,892.00	\$52,500.00	\$37,500.00	\$3,892.00	55.91
11000-2300-51300-0000-001781-1111-00000	AddtnlCompenstn,Superintendent	\$0.00	\$770.00	\$760.03	\$0.00	\$9.97	98.70
11000-2300-51300-0000-001781-1113-00000	Support Services-General Administration-Additional Compensation-Administrative Associates	\$0.00	\$550.00	\$532.88	\$0.00	\$17.12	96.88
11000-2300-52111-0000-001781-1111-00000	EducRetirement	\$1,786.46	\$19,171.00	\$12,505.22	\$6,657.38	\$8.40	65.22
11000-2300-52111-0000-001781-1113-00000	Support Services-General Administration-Educational Retirement-Administrative Associates	\$1,286.26	\$25,536.00	\$9,003.82	\$6,431.30	\$10,100.88	35.25
11000-2300-52112-0000-001781-1111-00000	ERARetireeHlth	\$208.34	\$2,239.00	\$1,458.38	\$776.39	\$4.23	65.13
11000-2300-52112-0000-001781-1113-00000	Support Services-General Administration-ERA - Retiree Health-Administrative Associates	\$150.00	\$2,978.00	\$1,050.00	\$750.00	\$1,178.00	35.25
11000-2300-52220-0000-001781-1111-00000	MedicarePaymnts	\$150.72	\$1,825.00	\$1,066.06	\$754.00	\$4.94	58.41
11000-2300-52220-0000-001781-1113-00000	Support Services-General Administration-Medicare Payments-Administrative Associates	\$105.08	\$2,160.00	\$743.52	\$525.40	\$891.08	34.42
11000-2300-52311-0000-001781-1113-00000	Support Services-General Administration-Health and Medical Premiums-Administrative Associates	\$357.92	\$9,305.00	\$1,963.01	\$2,326.48	\$5,015.51	21.09
11000-2300-52312-0000-001781-1111-00000	Life	\$5.26	\$129.00	\$26.30	\$99.94	\$2.76	20.38
11000-2300-52312-0000-001781-1113-00000	Support Services-General Administration-Life-Administrative Associates	\$5.26	\$128.00	\$26.30	\$78.90	\$22.80	20.54

The International School at Mesa Del Sol

Account Summary Report - Expenditure

Cycle: FY22-23; Begin Date: 01/01/2023; End Date: 01/31/2023; Account Type: Expenditure; Subtotal Elements: Fund,Function; Account Expression: [All]; Subtotal By Account Type: No; Include Unposted Transactions: No; Created On: 2/15/2023 12:26:49 AM

Account Code	Description	Actual (Date Range)	Budget (YTD)	Actual (YTD)	Encumbrance (YTD)	Available (YTD)	% of Budget
11000-2300-52313-0000-001781-1111-00000	Dental	\$32.66	\$450.00	\$228.62	\$212.29	\$9.09	50.80
11000-2300-52313-0000-001781-1113-00000	Support Services-General Administration-Dental-Administrative Associates	\$17.16	\$216.00	\$94.38	\$111.54	\$10.08	43.69
11000-2300-52314-0000-001781-1113-00000	Support Services-General Administration-Vision-Administrative Associates	\$3.76	\$51.00	\$26.32	\$24.44	\$0.24	51.60
11000-2300-52315-0000-001781-1113-00000	Support Services-General Administration-Disability-Administrative Associates	\$26.10	\$280.00	\$155.20	\$169.65	(\$44.85)	55.42
11000-2300-52500-0000-001781-1111-00000	UnemploymentComp	\$34.38	\$287.00	\$34.38	\$54.71	\$197.91	11.97
11000-2300-52500-0000-001781-1113-00000	UnemploymentComp	\$24.76	\$574.00	\$24.76	\$64.34	\$484.90	4.31
11000-2300-52710-0000-001781-1111-00000	WorkersCompPrem	\$0.00	\$1,741.00	\$1,735.60	\$4.60	\$0.80	99.68
11000-2300-52710-0000-001781-1113-00000	WorkersCompPrem	\$0.00	\$2,438.00	\$2,432.60	\$4.60	\$0.80	99.77
11000-2300-52720-0000-001781-1111-00000	Workers Comp	\$0.00	\$10.00	\$0.00	\$0.00	\$10.00	0.00
11000-2300-52720-0000-001781-1113-00000	Workers Comp	\$0.00	\$20.00	\$0.00	\$0.00	\$20.00	0.00
11000-2300-53330-0000-001781-0000-00000	Support Services-General Administration-Professional Development	\$1,100.00	\$2,310.00	\$1,100.00	\$1,760.00	(\$550.00)	47.61
11000-2300-53411-0000-001781-0000-00000	Support Services-General Administration-Auditing	\$0.00	\$25,000.00	\$21,484.60	\$3,791.40	(\$276.00)	85.93
11000-2300-53413-0000-001781-0000-00000	Support Services-General Administration-Legal	\$59.57	\$17,400.00	\$2,404.53	\$4,963.96	\$10,031.51	13.81
11000-2300-53414-0000-001781-0000-00000	OthProfTechSvcs	\$0.00	\$4,700.00	\$0.00	\$0.00	\$4,700.00	0.00
11000-2300-53711-0000-001781-0000-00000	Support Services-General Administration-Other Charges	\$0.00	\$0.00	\$0.00	\$10,000.00	(\$10,000.00)	0.00
11000-2300-55400-0000-001781-0000-00000	Advertising	\$0.00	\$800.00	\$500.00	\$250.00	\$50.00	62.50
11000-2300-55915-0000-001781-0000-00000	Support Services-General Administration-Other Contract Services	\$0.00	\$0.00	\$0.00	\$5,440.00	(\$5,440.00)	0.00
Subtotal of Element: [Function] 2300 - Support Services-General Administration		\$23,270.35	\$340,042.00	\$184,773.13	\$134,834.70	\$20,434.17	54.34
11000-2400-51100-0000-001781-1211-00000	SalariesExpense.CoordSubSpeclst	\$6,615.14	\$79,252.00	\$36,001.63	\$42,998.37	\$252.00	45.42
11000-2400-51100-0000-001781-1217-00000	Support Services-School Administration-Salaries Expense-Secretarial/Clerical/Technical Assistants	\$2,916.66	\$35,005.00	\$20,416.62	\$14,583.38	\$5.00	58.32
11000-2400-51100-0000-001781-1612-00000	Support Services-School Administration-Salaries Expense-Substitutes-Other Leave	\$0.00	\$2,500.00	\$0.00	\$0.00	\$2,500.00	0.00
11000-2400-51300-0000-001781-1217-00000	Support Services-School Administration-Additional Compensation-Secretarial/Clerical/Technical Assistants	\$0.00	\$200.00	\$267.50	\$0.00	(\$67.50)	133.75
11000-2400-52111-0000-001781-1211-00000	EducRetirement	\$1,134.50	\$13,600.00	\$6,174.30	\$7,374.24	\$51.46	45.39
11000-2400-52111-0000-001781-1217-00000	Support Services-School Administration-Educational Retirement-Secretarial/Clerical/Technical Assistants	\$500.20	\$6,043.00	\$3,515.12	\$2,501.14	\$26.74	58.16
11000-2400-52112-0000-001781-1211-00000	ERARetireeHlth	\$132.30	\$1,600.00	\$720.02	\$859.95	\$20.03	45.00
11000-2400-52112-0000-001781-1217-00000	Support Services-School Administration-ERA - Retiree Health-Secretarial/Clerical/Technical Assistants	\$58.34	\$704.00	\$409.98	\$291.67	\$2.35	58.23
11000-2400-52220-0000-001781-1217-00000	Support Services-School Administration-Medicare Payments-Secretarial/Clerical/Technical Assistants	\$42.30	\$515.00	\$299.96	\$211.48	\$3.56	58.24
11000-2400-52312-0000-001781-1211-00000	Life	\$5.26	\$125.00	\$26.30	\$94.68	\$4.02	21.04
11000-2400-52312-0000-001781-1217-00000	Support Services-School Administration-Life-Secretarial/Clerical/Technical Assistants	\$5.26	\$124.00	\$26.67	\$94.68	\$2.65	21.50
11000-2400-52500-0000-001781-1211-00000	UnemploymentComp	\$21.84	\$90.00	\$21.84	\$67.26	\$0.90	24.26
11000-2400-52500-0000-001781-1217-00000	UnemploymentComp	\$9.62	\$287.00	\$48.36	\$41.00	\$197.64	16.85
11000-2400-52710-0000-001781-1211-00000	WorkersCompPrem	\$0.00	\$10.00	\$4.60	\$4.60	\$0.80	46.00
11000-2400-52710-0000-001781-1217-00000	WorkersCompPrem	\$0.00	\$437.00	\$431.60	\$4.60	\$0.80	98.76
11000-2400-52720-0000-001781-1217-00000	Workers Comp	\$0.00	\$10.00	\$0.00	\$0.00	\$10.00	0.00
11000-2400-53711-0000-001781-0000-00000	Other Charges	\$0.00	\$250.00	\$240.00	\$0.00	\$10.00	96.00
11000-2400-54630-0000-001781-0000-00000	Support Services-School Administration-Rentals of Computers and Related Equipment	\$1,462.79	\$9,360.00	\$5,675.11	\$3,412.70	\$272.19	60.63
11000-2400-55915-0000-001781-0000-00000	Support Services-School Administration-Other Contract Services	\$0.00	\$130.00	\$129.27	\$0.00	\$0.73	99.43
11000-2400-56113-0000-001781-0000-00000	Support Services-School Administration-Software	\$0.00	\$360.00	\$0.00	\$360.00	\$0.00	0.00
11000-2400-56118-0000-001781-0000-00000	Support Services-School Administration-General Supplies and Materials	\$165.81	\$7,920.00	\$1,595.96	\$6,084.45	\$239.59	20.15
Subtotal of Element: [Function] 2400 - Support Services-School Administration		\$13,070.02	\$158,522.00	\$76,004.84	\$78,984.20	\$3,532.96	47.95

The International School at Mesa Del Sol

Account Summary Report - Expenditure

Cycle: FY22-23; Begin Date: 01/01/2023; End Date: 01/31/2023; Account Type: Expenditure; Subtotal Elements: Fund,Function; Account Expression: [All]; Subtotal By Account Type: No; Include Unposted Transactions: No; Created On: 2/15/2023 12:26:49 AM

Account Code	Description	Actual (Date Range)	Budget (YTD)	Actual (YTD)	Encumbrance (YTD)	Available (YTD)	% of Budget
11000-2500-53414-0000-001781-0000-00000	Central Services-Other Professional/Technical Services	\$18,873.72	\$160,913.00	\$82,884.21	\$64,830.87	\$13,197.92	51.50
11000-2500-53711-0000-001781-0000-00000	Central Services-Other Charges	\$0.00	\$440.00	\$32.26	\$0.00	\$407.74	7.33
11000-2500-55400-0000-001781-0000-00000	Central Services-Advertising	\$0.00	\$3,530.00	\$40.08	\$325.10	\$3,164.82	1.13
11000-2500-56113-0000-001781-0000-00000	Central Services-Software	\$0.00	\$13,040.00	\$13,033.76	\$0.00	\$6.24	99.95
11000-2500-56118-0000-001781-0000-00000	Central Services-General Supplies and Materials	\$167.45	\$2,500.00	\$167.45	\$0.00	\$2,332.55	6.69
Subtotal of Element: [Function] 2500 - Central Services		\$19,041.17	\$180,423.00	\$96,157.76	\$65,155.97	\$19,109.27	53.30
11000-2600-53711-0000-001781-0000-00000	Operation & Maintenance of Plant-Other Charges	\$0.00	\$3,620.00	\$3,048.57	\$0.00	\$571.43	84.21
11000-2600-54411-0000-001781-0000-00000	Operation & Maintenance of Plant-Electricity	\$3,954.35	\$20,400.00	\$11,754.98	\$8,645.02	\$0.00	57.62
11000-2600-54412-0000-001781-0000-00000	Operation & Maintenance of Plant-Natural Gas (Buildings)	\$2,432.05	\$12,000.00	\$2,659.26	\$9,340.74	\$0.00	22.16
11000-2600-54415-0000-001781-0000-00000	Operation & Maintenance of Plant-Water/Sewage	\$1,501.37	\$16,300.00	\$8,780.39	\$6,104.01	\$1,415.60	53.86
11000-2600-54416-0000-001781-0000-00000	Operation & Maintenance of Plant-Communication Services	\$604.11	\$30,000.00	\$2,377.97	\$25,197.21	\$2,424.82	7.92
11000-2600-54610-0000-001781-0000-00000	Operation & Maintenance of Plant-Renting Land and Buildings	\$0.00	\$500.00	\$0.00	\$487.71	\$12.29	0.00
11000-2600-54620-0000-001781-0000-00000	Rent/EquipVehcl	\$0.00	\$1,000.00	\$719.50	\$0.00	\$280.50	71.95
11000-2600-55200-0000-001781-0000-00000	Operation & Maintenance of Plant-Property/Liability Insurance	\$0.00	\$26,385.00	\$26,381.00	\$0.00	\$4.00	99.98
11000-2600-55915-0000-001781-0000-00000	Operation & Maintenance of Plant-Other Contract Services	\$10,089.72	\$51,430.00	\$31,372.88	\$19,766.19	\$290.93	61.00
11000-2600-56118-0000-001781-0000-00000	Operation & Maintenance of Plant-General Supplies and Materials	\$415.33	\$15,000.00	\$3,736.25	\$1,363.75	\$9,900.00	24.90
11000-2600-56119-0000-001781-0000-00000	Supply Assets	\$0.00	\$23,000.00	\$22,772.70	\$88.30	\$139.00	99.01
11000-2600-57331-0000-001781-0000-00000	Operation & Maintenance of Plant-Fixed Assets (More Than \$5,000)	\$25.00	\$34,049.00	\$34,027.54	\$0.00	\$21.46	99.93
Subtotal of Element: [Function] 2600 - Operation & Maintenance of Plant		\$19,021.93	\$233,684.00	\$147,631.04	\$70,992.93	\$15,060.03	63.18
11000-3100-55915-0000-001781-0000-00000	OthContractSvcs	\$3,547.25	\$0.00	\$3,547.25	\$0.00	(\$3,547.25)	0.00
11000-3100-56116-0000-001781-0000-00000	Food Services Operations-Food	\$210.00	\$0.00	\$210.00	(\$105.00)	(\$105.00)	0.00
Subtotal of Element: [Function] 3100 - Food Services Operations		\$3,757.25	\$0.00	\$3,757.25	(\$105.00)	(\$3,652.25)	0.00
Subtotal of Element: [Fund] 11000 - General		\$297,560.07	\$3,731,018.00	\$1,811,807.05	\$1,600,913.43	\$318,297.52	48.56
23000-1000-53711-9000-001781-0000-00000	Other Charges	\$0.00	\$2,000.00	\$0.00	\$0.00	\$2,000.00	0.00
23000-1000-55817-9000-001781-0000-00000	Student Travel	\$0.00	\$4,000.00	\$0.00	\$0.00	\$4,000.00	0.00
23000-1000-56118-1010-001781-0000-00000	GenSuppliesMats	\$0.00	\$10,058.00	\$0.00	\$0.00	\$10,058.00	0.00
Subtotal of Element: [Function] 1000 - Instruction		\$0.00	\$16,058.00	\$0.00	\$0.00	\$16,058.00	0.00
Subtotal of Element: [Fund] 23000 - Non-Instructional Support		\$0.00	\$16,058.00	\$0.00	\$0.00	\$16,058.00	0.00
24101-1000-51100-1010-001781-1411-00000	SalariesExpense-Teachers-Grades 1-12	\$2,814.80	\$28,148.00	\$9,851.80	\$18,296.20	\$0.00	35.00
24101-1000-51100-1010-001781-1711-00000	Instruction-Salaries Expense-Instructional Assistants-Grades 1-12	\$0.00	\$1,287.00	\$1,286.30	\$0.00	\$0.70	99.94
24101-1000-51300-1010-001781-1411-00000	AddtlCompenstn,Teachers 1 - 12	\$0.00	\$0.00	\$0.00	\$60.00	(\$60.00)	0.00
24101-1000-51300-1010-001781-1711-00000	AddtlCompenstn,TeachersErlYChd	\$0.00	\$240.00	\$240.00	\$0.00	\$0.00	100.00
24101-1000-52111-1010-001781-1411-00000	EducRetirement	\$482.72	\$4,828.00	\$1,689.52	\$3,137.70	\$0.78	34.99
24101-1000-52111-1010-001781-1711-00000	EducRetirement	\$0.00	\$221.00	\$220.60	\$0.00	\$0.40	99.81
24101-1000-52112-1010-001781-1411-00000	ERARetireeHlth	\$56.30	\$563.00	\$197.05	\$365.93	\$0.02	35.00
24101-1000-52112-1010-001781-1711-00000	ERARetireeHlth	\$0.00	\$26.00	\$25.73	\$0.00	\$0.27	98.96
24101-1000-52220-1010-001781-1411-00000	MedicarePaymnts	\$0.00	\$21.00	\$20.40	\$0.00	\$0.60	97.14
24101-1000-52220-1010-001781-1711-00000	MedicarePaymnts	\$0.00	\$23.00	\$22.13	\$0.00	\$0.87	96.21
24101-1000-52312-1010-001781-1411-00000	Life	\$2.40	\$0.00	\$7.20	\$36.00	(\$43.20)	0.00
24101-1000-52312-1010-001781-1711-00000	Life	\$0.00	\$44.00	\$0.00	\$0.00	\$44.00	0.00
24101-1000-52500-1010-001781-1411-00000	UnemploymntComp	\$9.28	\$41.00	\$9.28	\$31.40	\$0.32	22.63
24101-1000-52500-1010-001781-1711-00000	UnemploymntComp	\$0.00	\$6.00	\$5.04	\$0.00	\$0.96	84.00
24101-1000-52710-1010-001781-1411-00000	WorkersCompPrem	\$0.00	\$575.00	\$572.11	\$2.22	\$0.67	99.49

The International School at Mesa Del Sol

Account Summary Report - Expenditure

Cycle: FY22-23; Begin Date: 01/01/2023; End Date: 01/31/2023; Account Type: Expenditure; Subtotal Elements: Fund,Function; Account Expression: [All]; Subtotal By Account Type: No; Include Unposted Transactions: No; Created On: 2/15/2023 12:26:49 AM

Account Code	Description	Actual (Date Range)	Budget (YTD)	Actual (YTD)	Encumbrance (YTD)	Available (YTD)	% of Budget
24101-1000-52720-1010-001781-1411-00000	WorkrsCompERFee	\$0.00	\$5.00	\$0.00	\$0.00	\$5.00	0.00
24101-1000-55915-1010-001781-0000-00000	OthContractSvcs	\$0.00	\$479.00	\$0.00	\$0.00	\$479.00	0.00
24101-1000-56113-1010-001781-0000-00000	Software	\$0.00	\$8,303.00	\$8,303.00	\$0.00	\$0.00	100.00
24101-1000-56118-1010-001781-0000-00000	Instruction-General Supplies and Materials	\$0.00	\$9,490.00	\$3,809.80	\$3,672.57	\$2,007.63	40.14
Subtotal of Element: [Function] 1000 - Instruction		\$3,365.50	\$54,300.00	\$26,259.96	\$25,602.02	\$2,438.02	48.36
24101-2100-53711-0000-001781-0000-00000	Other Charges	\$0.00	\$1,173.00	\$0.00	\$0.00	\$1,173.00	0.00
Subtotal of Element: [Function] 2100 - Support Services-Students		\$0.00	\$1,173.00	\$0.00	\$0.00	\$1,173.00	0.00
Subtotal of Element: [Fund] 24101 - Title I - IASA		\$3,365.50	\$55,473.00	\$26,259.96	\$25,602.02	\$3,611.02	47.34
24106-1000-51100-2000-001781-1712-00000	SalariesExpense,InstAsstSPED	\$0.00	\$24,623.00	\$0.00	\$0.00	\$24,623.00	0.00
24106-1000-52111-2000-001781-1712-00000	EducRetirement	\$0.00	\$4,223.00	\$0.00	\$0.00	\$4,223.00	0.00
24106-1000-52112-2000-001781-1712-00000	ERARetireeHlth	\$0.00	\$493.00	\$0.00	\$0.00	\$493.00	0.00
24106-1000-52220-2000-001781-1712-00000	MedicarePaymnts	\$0.00	\$358.00	\$0.00	\$0.00	\$358.00	0.00
24106-1000-52312-2000-001781-1712-00000	Life	\$0.00	\$64.00	\$0.00	\$0.00	\$64.00	0.00
24106-1000-52500-2000-001781-1712-00000	Unemployment Comp	\$0.00	\$287.00	\$0.00	\$0.00	\$287.00	0.00
24106-1000-52710-2000-001781-1712-00000	WorkersCompPrem	\$0.00	\$902.00	\$402.00	\$0.00	\$500.00	44.56
24106-1000-52720-2000-001781-1712-00000	Workers Comp	\$0.00	\$10.00	\$0.00	\$0.00	\$10.00	0.00
24106-1000-56113-2000-001781-0000-00000	Software	\$0.00	\$3,600.00	\$1,167.00	\$600.00	\$1,833.00	32.41
24106-1000-56118-2000-001781-0000-00000	GenSuppliesMats	\$0.00	\$8,565.00	\$0.00	\$0.00	\$8,565.00	0.00
24106-1000-56119-2000-001781-0000-00000	Supply Assets	\$0.00	\$15,000.00	\$0.00	\$0.00	\$15,000.00	0.00
Subtotal of Element: [Function] 1000 - Instruction		\$0.00	\$58,125.00	\$1,569.00	\$600.00	\$55,956.00	2.70
24106-2100-53211-0000-001781-0000-00000	Support Services-Students-Diagnosticians - Contracted	\$1,629.74	\$0.00	\$1,629.74	\$36,969.46	(\$38,599.20)	0.00
24106-2100-53211-2000-001781-0000-00000	Support Services-Students-Diagnosticians - Contracted	\$0.00	\$39,000.00	\$0.00	\$0.00	\$39,000.00	0.00
24106-2100-53213-2000-001781-0000-00000	Support Services-Students-Occupational Therapists - Contracted	\$0.00	\$3,000.00	\$0.00	\$0.00	\$3,000.00	0.00
24106-2100-53215-2000-001781-0000-00000	PsychologtsCont	\$0.00	\$3,000.00	\$0.00	\$2,291.25	\$708.75	0.00
Subtotal of Element: [Function] 2100 - Support Services-Students		\$1,629.74	\$45,000.00	\$1,629.74	\$39,260.71	\$4,109.55	3.62
Subtotal of Element: [Fund] 24106 - Entitlement INFA_R		\$1,629.74	\$103,125.00	\$3,198.74	\$39,860.71	\$60,065.55	3.10
24153-1000-53330-1010-001781-0000-00000	ProfessDevelop	\$0.00	\$925.00	\$0.00	\$0.00	\$925.00	0.00
Subtotal of Element: [Function] 1000 - Instruction		\$0.00	\$925.00	\$0.00	\$0.00	\$925.00	0.00
Subtotal of Element: [Fund] 24153 - English Language Acquisition		\$0.00	\$925.00	\$0.00	\$0.00	\$925.00	0.00
24154-1000-51300-1010-001781-1411-00000	Instruction-Additional Compensation-Teachers-Grades 1-12	\$0.00	\$1,500.00	\$1,000.00	\$0.00	\$500.00	66.66
24154-1000-52111-1010-001781-1411-00000	EducRetirement	\$0.00	\$330.00	\$171.50	\$0.00	\$158.50	51.96
24154-1000-52112-1010-001781-1411-00000	ERARetireeHlth	\$0.00	\$45.00	\$20.00	\$0.00	\$25.00	44.44
24154-1000-52220-1010-001781-1411-00000	MedicarePaymnts	\$0.00	\$40.00	\$14.08	\$0.00	\$25.92	35.20
24154-1000-52312-1010-001781-1411-00000	Life	\$0.00	\$5.00	\$0.44	\$0.00	\$4.56	8.80
24154-1000-52314-1010-001781-1411-00000	Vision	\$0.00	\$5.00	\$0.39	\$0.00	\$4.61	7.80
24154-1000-52500-1010-001781-1411-00000	UnemploymntComp	\$0.00	\$5.00	\$0.66	\$0.00	\$4.34	13.20
24154-1000-53330-1010-001781-0000-00000	Instruction-Professional Development	\$0.00	\$13,640.00	\$600.00	\$0.00	\$13,040.00	4.39
24154-1000-56118-1010-001781-0000-00000	GenSuppliesMats	\$0.00	\$530.00	\$192.24	\$0.00	\$337.76	36.27
Subtotal of Element: [Function] 1000 - Instruction		\$0.00	\$16,100.00	\$1,999.31	\$0.00	\$14,100.69	12.42
24154-2400-53330-0000-001781-0000-00000	ProfessDevelop	\$0.00	\$1,000.00	\$285.00	\$0.00	\$715.00	28.50
Subtotal of Element: [Function] 2400 - Support Services-School Administration		\$0.00	\$1,000.00	\$285.00	\$0.00	\$715.00	28.50
Subtotal of Element: [Fund] 24154 - Teacher/Principal Training & Recruiting		\$0.00	\$17,100.00	\$2,284.31	\$0.00	\$14,815.69	13.36
24174-1000-56118-3000-001781-0000-00000	General Supplies and Materials	\$0.00	\$1,521.00	\$0.00	\$0.00	\$1,521.00	0.00

The International School at Mesa Del Sol

Account Summary Report - Expenditure

Cycle: FY22-23; Begin Date: 01/01/2023; End Date: 01/31/2023; Account Type: Expenditure; Subtotal Elements: Fund,Function; Account Expression: [All]; Subtotal By Account Type: No; Include Unposted Transactions: No; Created On: 2/15/2023 12:26:49 AM

Account Code	Description	Actual (Date Range)	Budget (YTD)	Actual (YTD)	Encumbrance (YTD)	Available (YTD)	% of Budget
Subtotal of Element: [Function] 1000 - Instruction		\$0.00	\$1,521.00	\$0.00	\$0.00	\$1,521.00	0.00
Subtotal of Element: [Fund] 24174 - Carl D Perkins Secondary - Current		\$0.00	\$1,521.00	\$0.00	\$0.00	\$1,521.00	0.00
24308-1000-51100-1010-001781-1411-00000	SalariesExpense-Teachers-Grades 1-12	\$0.00	\$35,057.00	\$0.00	\$0.00	\$35,057.00	0.00
24308-1000-52111-1010-001781-1411-00000	Educ Retirement	\$0.00	\$6,013.00	\$0.00	\$0.00	\$6,013.00	0.00
24308-1000-52112-1010-001781-1411-00000	ERARetireeHlth	\$0.00	\$702.00	\$0.00	\$0.00	\$702.00	0.00
24308-1000-52220-1010-001781-1411-00000	Medicare Payments	\$0.00	\$509.00	\$0.00	\$0.00	\$509.00	0.00
24308-1000-52312-1010-001781-1411-00000	Life	\$0.00	\$32.00	\$0.00	\$0.00	\$32.00	0.00
24308-1000-52315-1010-001781-1411-00000	Disability	\$0.00	\$80.00	\$0.00	\$0.00	\$80.00	0.00
24308-1000-52500-1010-001781-1411-00000	Unemployment Comp	\$0.00	\$144.00	\$0.00	\$0.00	\$144.00	0.00
24308-1000-52710-1010-001781-1411-00000	WorkersCompPrem	\$0.00	\$1,143.00	\$1,143.00	\$0.00	\$0.00	100.00
24308-1000-52720-1010-001781-1411-00000	Workrs Comp Fee	\$0.00	\$5.00	\$0.00	\$0.00	\$5.00	0.00
Subtotal of Element: [Function] 1000 - Instruction		\$0.00	\$43,685.00	\$1,143.00	\$0.00	\$42,542.00	2.62
24308-2600-55915-0000-001781-0000-00000	OthContractSvcs	\$0.00	\$9,308.00	\$0.00	\$0.00	\$9,308.00	0.00
Subtotal of Element: [Function] 2600 - Operation & Maintenance of Plant		\$0.00	\$9,308.00	\$0.00	\$0.00	\$9,308.00	0.00
Subtotal of Element: [Fund] 24308 - CRRSA ESSER II		\$0.00	\$52,993.00	\$1,143.00	\$0.00	\$51,850.00	2.16
24330-1000-51100-1010-001781-1411-00000	Salaries Expense	\$0.00	\$35,057.00	\$0.00	\$0.00	\$35,057.00	0.00
24330-1000-52111-1010-001781-1411-00000	Educational Retirement	\$0.00	\$6,013.00	\$0.00	\$0.00	\$6,013.00	0.00
24330-1000-52112-1010-001781-1411-00000	ERA Retiree Health	\$0.00	\$702.00	\$0.00	\$0.00	\$702.00	0.00
24330-1000-52220-1010-001781-1411-00000	Medicare	\$0.00	\$509.00	\$0.00	\$0.00	\$509.00	0.00
24330-1000-52312-1010-001781-1411-00000	Life	\$0.00	\$32.00	\$0.00	\$0.00	\$32.00	0.00
24330-1000-52315-1010-001781-1411-00000	Disability	\$0.00	\$80.00	\$0.00	\$0.00	\$80.00	0.00
24330-1000-52500-1010-001781-1411-00000	Unemployment Comp	\$0.00	\$144.00	\$0.00	\$0.00	\$144.00	0.00
24330-1000-52710-1010-001781-1411-00000	WorkersCompPrem	\$0.00	\$572.00	\$0.00	\$0.00	\$572.00	0.00
24330-1000-52720-1010-001781-1411-00000	WorkrsCompERFee	\$0.00	\$5.00	\$0.00	\$0.00	\$5.00	0.00
24330-1000-53711-1010-001781-0000-00000	Other Charges	\$0.00	\$35,747.00	\$0.00	\$0.00	\$35,747.00	0.00
24330-1000-56118-1010-001781-0000-00000	GenSuppliesMats	\$0.00	\$8,000.00	\$7,521.99	\$0.00	\$478.01	94.02
24330-1000-56119-1010-001781-0000-00000	Supply Assets	\$0.00	\$92,000.00	\$0.00	\$0.00	\$92,000.00	0.00
Subtotal of Element: [Function] 1000 - Instruction		\$0.00	\$178,861.00	\$7,521.99	\$0.00	\$171,339.01	4.21
24330-2100-51100-0000-001781-1214-00000	SalariesExpense,InstAsstPreschl	\$11,462.18	\$137,601.00	\$63,017.84	\$74,504.16	\$79.00	45.79
24330-2100-51300-0000-001781-1214-00000	AddtnlCompenstrn,TeachersErllyChd	\$0.00	\$800.00	\$759.74	\$0.00	\$40.26	94.96
24330-2100-52111-0000-001781-1214-00000	EducRetirement	\$1,965.76	\$23,598.00	\$10,807.54	\$12,777.44	\$13.02	45.79
24330-2100-52112-0000-001781-1214-00000	ERARetireeHlth	\$229.26	\$2,807.00	\$1,260.45	\$1,490.19	\$56.36	44.90
24330-2100-52220-0000-001781-1214-00000	MedicarePaymnts	\$162.04	\$2,041.00	\$902.00	\$1,053.26	\$85.74	44.19
24330-2100-52311-0000-001781-1214-00000	Hth&MedPremiums	\$417.46	\$5,060.00	\$2,284.21	\$2,713.66	\$62.13	45.14
24330-2100-52312-0000-001781-1214-00000	Life	\$10.52	\$253.00	\$52.60	\$168.32	\$32.08	20.79
24330-2100-52313-0000-001781-1214-00000	Dental	\$8.58	\$114.00	\$47.19	\$55.77	\$11.04	41.39
24330-2100-52314-0000-001781-1214-00000	Vision	\$3.76	\$56.00	\$20.68	\$24.44	\$10.88	36.92
24330-2100-52315-0000-001781-1214-00000	Disability	\$21.43	\$200.00	\$99.35	\$139.38	(\$38.73)	49.67
24330-2100-52500-0000-001781-1214-00000	UnemploymntComp	\$37.82	\$974.00	\$37.82	\$140.38	\$795.80	3.88
24330-2100-52710-0000-001781-1214-00000	WorkersCompPrem	\$0.00	\$2,125.00	\$2,134.20	\$9.20	(\$18.40)	100.43
24330-2100-52720-0000-001781-1214-00000	WorkrsCompERFee	\$0.00	\$20.00	\$0.00	\$0.00	\$20.00	0.00
Subtotal of Element: [Function] 2100 - Support Services-Students		\$14,318.81	\$175,649.00	\$81,423.62	\$93,076.20	\$1,149.18	46.36
24330-2300-55915-0000-001781-0000-00000	OthContractSvcs	\$0.00	\$3,893.00	\$1,833.03	\$1,630.97	\$429.00	47.08
Subtotal of Element: [Function] 2300 - Support Services-General Administration		\$0.00	\$3,893.00	\$1,833.03	\$1,630.97	\$429.00	47.09
24330-2600-55915-0000-001781-0000-00000	OthContractSvcs	\$0.00	\$25,000.00	\$0.00	\$0.00	\$25,000.00	0.00
24330-2600-56118-0000-001781-0000-00000	GenSuppliesMats	\$0.00	\$25,000.00	\$0.00	\$0.00	\$25,000.00	0.00

The International School at Mesa Del Sol

Account Summary Report - Expenditure

Cycle: FY22-23; Begin Date: 01/01/2023; End Date: 01/31/2023; Account Type: Expenditure; Subtotal Elements: Fund,Function; Account Expression: [All]; Subtotal By Account Type: No; Include Unposted Transactions: No; Created On: 2/15/2023 12:26:49 AM

Account Code	Description	Actual (Date Range)	Budget (YTD)	Actual (YTD)	Encumbrance (YTD)	Available (YTD)	% of Budget
Subtotal of Element: [Function] 2600 - Operation & Maintenance of Plant		\$0.00	\$50,000.00	\$0.00	\$0.00	\$50,000.00	0.00
24330-4000-57200-0000-001781-0000-00000	Buildings Purchase	\$0.00	\$350,234.00	\$0.00	\$0.00	\$350,234.00	0.00
Subtotal of Element: [Function] 4000 - Capital Outlay		\$0.00	\$350,234.00	\$0.00	\$0.00	\$350,234.00	0.00
Subtotal of Element: [Fund] 24330 - ESSER III		\$14,318.81	\$758,637.00	\$90,778.64	\$94,707.17	\$573,151.19	11.97
24346-1000-56118-2000-001781-0000-00000	GenSuppliesMats	\$0.00	\$6,739.00	\$0.00	\$0.00	\$6,739.00	0.00
24346-1000-56119-2000-001781-0000-00000	Supply Assets	\$0.00	\$15,000.00	\$0.00	\$0.00	\$15,000.00	0.00
Subtotal of Element: [Function] 1000 - Instruction		\$0.00	\$21,739.00	\$0.00	\$0.00	\$21,739.00	0.00
Subtotal of Element: [Fund] 24346 - (IDEA)/American Rescue Plan Act of 2021		\$0.00	\$21,739.00	\$0.00	\$0.00	\$21,739.00	0.00
25153-2100-51100-0000-001781-1216-00000	SalariesExpense,InstAsstPreschl	\$3,618.76	\$43,500.00	\$19,903.18	\$23,521.83	\$74.99	45.75
25153-2100-51300-0000-001781-1216-00000	AddtnlCompenstn, TeachersErlYChd	\$0.00	\$260.00	\$254.76	\$0.00	\$5.24	97.98
25153-2100-52111-0000-001781-1216-00000	EducRetirement	\$620.62	\$7,454.00	\$3,413.41	\$4,034.01	\$6.58	45.79
25153-2100-52112-0000-001781-1216-00000	ERARetireeHlth	\$72.38	\$870.00	\$398.09	\$470.47	\$1.44	45.75
25153-2100-52220-0000-001781-1216-00000	MedicarePaymnts	\$47.24	\$522.00	\$261.23	\$211.46	\$49.31	50.04
25153-2100-52311-0000-001781-1216-00000	Hth&MedPremiums	\$516.24	\$14,027.00	\$3,068.20	\$3,355.56	\$7,603.24	21.87
25153-2100-52312-0000-001781-1216-00000	Life	\$5.26	\$124.00	\$26.30	\$89.42	\$8.28	21.20
25153-2100-52313-0000-001781-1216-00000	Dental	\$17.16	\$616.00	\$94.38	\$111.54	\$410.08	15.32
25153-2100-52314-0000-001781-1216-00000	Vision	\$7.52	\$102.00	\$48.88	\$48.88	\$4.24	47.92
25153-2100-52315-0000-001781-1216-00000	Disability	\$0.00	\$83.00	\$0.00	\$0.00	\$83.00	0.00
25153-2100-52500-0000-001781-1216-00000	UnemplmntComp	\$11.94	\$287.00	\$59.70	\$47.31	\$179.99	20.80
25153-2100-52710-0000-001781-1216-00000	WorkersCompPrem	\$0.00	\$597.00	\$591.60	\$4.60	\$0.80	99.09
25153-2100-52720-0000-001781-1216-00000	WorkrsCompERFee	\$0.00	\$10.00	\$0.00	\$0.00	\$10.00	0.00
25153-2100-55915-0000-001781-0000-00000	OthContractSvcs	\$0.00	\$15,000.00	\$0.00	\$0.00	\$15,000.00	0.00
25153-2100-56118-0000-001781-0000-00000	GenSuppliesMats	\$0.00	\$39,746.00	\$242.71	\$116.17	\$39,387.12	0.61
Subtotal of Element: [Function] 2100 - Support Services-Students		\$4,917.12	\$123,198.00	\$28,362.44	\$32,011.25	\$62,824.31	23.02
25153-2300-53711-0000-001781-0000-00000	Other Charges	\$0.00	\$15,000.00	\$12,403.31	\$0.00	\$2,596.69	82.68
Subtotal of Element: [Function] 2300 - Support Services-General Administration		\$0.00	\$15,000.00	\$12,403.31	\$0.00	\$2,596.69	82.69
Subtotal of Element: [Fund] 25153 - Title XIX MEDICAID 3/21 Years		\$4,917.12	\$138,198.00	\$40,765.75	\$32,011.25	\$65,421.00	29.50
26107-1000-51100-1010-001781-1711-00000	SalariesExpense,InstAsst	\$2,413.76	\$28,948.00	\$13,258.52	\$15,689.48	\$0.00	45.80
26107-1000-52111-1010-001781-1711-00000	EducRetirement	\$413.96	\$4,622.00	\$1,931.28	\$2,273.74	\$416.98	41.78
26107-1000-52112-1010-001781-1711-00000	ERARetireeHlth	\$48.28	\$539.00	\$225.20	\$265.17	\$48.63	41.78
26107-1000-52220-1010-001781-1711-00000	MedicarePaymnts	\$35.00	\$391.00	\$163.54	\$192.22	\$35.24	41.82
26107-1000-52312-1010-001781-1711-00000	Life	\$1.16	\$0.00	(\$54.19)	\$51.66	\$2.53	0.00
26107-1000-52500-1010-001781-1711-00000	UnemplmntComp	\$7.96	\$0.00	(\$51.76)	\$43.73	\$8.03	0.00
26107-1000-52710-1010-001781-1711-00000	WorkersCompPrem	\$0.00	\$0.00	(\$3.82)	\$3.82	\$0.00	0.00
26107-1000-53711-1010-001781-0000-00000	Other Charges	\$0.00	\$230.00	\$0.00	\$0.00	\$230.00	0.00
Subtotal of Element: [Function] 1000 - Instruction		\$2,920.12	\$34,730.00	\$15,468.77	\$18,519.82	\$741.41	44.54
Subtotal of Element: [Fund] 26107 - REC/District Fiscal Agent		\$2,920.12	\$34,730.00	\$15,468.77	\$18,519.82	\$741.41	44.54
27107-1000-56114-1010-001781-0000-00000	LibraryAudioVis	\$0.00	\$7,549.00	\$0.00	\$495.00	\$7,054.00	0.00
Subtotal of Element: [Function] 1000 - Instruction		\$0.00	\$7,549.00	\$0.00	\$495.00	\$7,054.00	0.00
27107-2200-56114-0000-001781-0000-00000	Support Services-Instruction-Library And Audio-Visual	\$0.00	\$7,079.00	\$0.00	\$0.00	\$7,079.00	0.00
Subtotal of Element: [Function] 2200 - Support Services-Instruction		\$0.00	\$7,079.00	\$0.00	\$0.00	\$7,079.00	0.00
Subtotal of Element: [Fund] 27107 - Literacy For Children @ Risk PFD		\$0.00	\$14,628.00	\$0.00	\$495.00	\$14,133.00	0.00
27114-1000-51300-1010-001781-1411-00000	Instruction-Additional Compensation-Teachers-Grades 1-12	\$2,800.00	\$14,500.00	\$2,800.00	\$1,154.74	\$10,545.26	19.31

The International School at Mesa Del Sol

Account Summary Report - Expenditure

Cycle: FY22-23; Begin Date: 01/01/2023; End Date: 01/31/2023; Account Type: Expenditure; Subtotal Elements: Fund,Function; Account Expression: [All]; Subtotal By Account Type: No; Include Unposted Transactions: No; Created On: 2/15/2023 12:26:49 AM

Account Code	Description	Actual (Date Range)	Budget (YTD)	Actual (YTD)	Encumbrance (YTD)	Available (YTD)	% of Budget
27114-1000-52111-1010-001781-1411-00000	EducRetirement	\$480.20	\$2,490.00	\$480.20	\$403.38	\$1,606.42	19.28
27114-1000-52112-1010-001781-1411-00000	ERARetireeHlth	\$56.00	\$295.00	\$56.00	\$46.92	\$192.08	18.98
27114-1000-52220-1010-001781-1411-00000	MedicarePaymnts	\$39.10	\$215.00	\$39.10	\$33.07	\$142.83	18.18
27114-1000-52312-1010-001781-1411-00000	Life	\$1.38	\$0.00	\$1.38	\$5.10	(\$6.48)	0.00
27114-1000-52313-1010-001781-1411-00000	Dental	\$3.50	\$0.00	\$3.50	\$1.82	(\$5.32)	0.00
27114-1000-52314-1010-001781-1411-00000	Vision	\$1.37	\$0.00	\$1.37	\$1.30	(\$2.67)	0.00
27114-1000-52500-1010-001781-1411-00000	UnemploymntComp	\$9.24	\$0.00	\$9.24	\$5.31	(\$14.55)	0.00
27114-1000-56112-1010-001781-0000-00000	Instruction-Other Textbooks	\$0.00	\$0.00	\$0.00	\$1,941.96	(\$1,941.96)	0.00
27114-1000-56118-1010-001781-0000-00000	Instruction-General Supplies and Materials	\$0.00	\$15,000.00	\$0.00	\$1,320.00	\$13,680.00	0.00
Subtotal of Element: [Function] 1000 - Instruction		\$3,390.79	\$32,500.00	\$3,390.79	\$4,913.60	\$24,195.61	10.43
Subtotal of Element: [Fund] 27114 - Center for Teacher Excellence PFD		\$3,390.79	\$32,500.00	\$3,390.79	\$4,913.60	\$24,195.61	10.43
27149-1000-51100-1010-001781-1414-00000	Instruction-Salaries Expense-Teachers-Preschool (exclude Special Ed)	\$4,450.26	\$60,003.00	\$25,576.43	\$28,926.58	\$5,499.99	42.62
27149-1000-51100-1010-001781-1714-00000	Instruction-Salaries Expense-Instructional Assistants Preschool (exclude Special Education)	\$2,093.40	\$24,623.00	\$11,392.93	\$13,607.07	(\$377.00)	46.26
27149-1000-51300-1010-001781-1414-00000	Instruction-Additional Compensation-Teachers-Preschool (exclude Special Ed)	\$0.00	\$0.00	\$336.62	\$0.00	(\$336.62)	0.00
27149-1000-51300-1010-001781-1714-00000	AddnlCompenstn,TeachersErlYChd	\$0.00	\$0.00	\$151.47	\$0.00	(\$151.47)	0.00
27149-1000-52111-1010-001781-1414-00000	EducRetirement	\$763.21	\$10,291.00	\$4,386.34	\$4,927.61	\$977.05	42.62
27149-1000-52111-1010-001781-1714-00000	EducRetirement	\$359.02	\$4,223.00	\$1,953.90	\$2,333.62	(\$64.52)	46.26
27149-1000-52112-1010-001781-1414-00000	ERARetireeHlth	\$89.00	\$1,201.00	\$511.51	\$574.64	\$114.85	42.59
27149-1000-52112-1010-001781-1714-00000	ERARetireeHlth	\$41.86	\$493.00	\$227.82	\$272.09	(\$6.91)	46.21
27149-1000-52220-1010-001781-1414-00000	MedicarePaymnts	\$61.10	\$871.00	\$355.40	\$395.56	\$120.04	40.80
27149-1000-52220-1010-001781-1714-00000	MedicarePaymnts	\$30.36	\$358.00	\$167.42	\$197.34	(\$6.76)	46.76
27149-1000-52311-1010-001781-1414-00000	Hth&MedPremiums	\$371.54	\$2,586.00	\$2,123.49	\$2,415.16	(\$1,952.65)	82.11
27149-1000-52312-1010-001781-1414-00000	Life	\$4.43	\$64.00	\$23.25	\$61.60	(\$20.85)	36.32
27149-1000-52312-1010-001781-1714-00000	Life	\$5.26	\$64.00	\$26.30	\$94.68	(\$56.98)	41.09
27149-1000-52313-1010-001781-1414-00000	Dental	\$15.28	\$0.00	\$87.80	\$99.32	(\$187.12)	0.00
27149-1000-52314-1010-001781-1414-00000	Vision	\$3.03	\$0.00	\$18.06	\$20.41	(\$38.47)	0.00
27149-1000-52500-1010-001781-1414-00000	UnemploymntComp	\$14.69	\$287.00	\$14.69	\$66.63	\$205.68	5.11
27149-1000-52500-1010-001781-1714-00000	UnemploymntComp	\$6.90	\$287.00	\$38.06	\$44.85	\$204.09	13.26
27149-1000-52710-1010-001781-1414-00000	WorkersCompPrem	\$0.00	\$979.00	\$983.35	\$4.10	(\$8.45)	100.44
27149-1000-52710-1010-001781-1714-00000	WorkersCompPrem	\$0.00	\$402.00	\$406.60	\$4.60	(\$9.20)	101.14
27149-1000-52720-1010-001781-1414-00000	WorkrsCompERFee	\$0.00	\$10.00	\$0.00	\$0.00	\$10.00	0.00
27149-1000-52720-1010-001781-1714-00000	WorkrsCompERFee	\$0.00	\$10.00	\$0.00	\$0.00	\$10.00	0.00
27149-1000-55819-1010-001781-0000-00000	EmpTravTeachers	\$0.00	\$0.00	\$107.19	\$0.00	(\$107.19)	0.00
27149-1000-56118-1010-001781-0000-00000	Instruction-General Supplies and Materials	\$398.44	\$5,248.00	\$11,851.20	\$101.56	(\$6,704.76)	225.82
Subtotal of Element: [Function] 1000 - Instruction		\$8,707.78	\$112,000.00	\$60,739.83	\$54,147.42	(\$2,887.25)	54.23
Subtotal of Element: [Fund] 27149 - PreK Initiative		\$8,707.78	\$112,000.00	\$60,739.83	\$54,147.42	(\$2,887.25)	54.23
27408-1000-51300-4040-001781-1411-00000	AddnlCompenstn,TeachersErlYChd	\$0.00	\$4,145.00	\$0.00	\$0.00	\$4,145.00	0.00
27408-1000-52111-4040-001781-1411-00000	EducRetirement	\$0.00	\$711.00	\$0.00	\$0.00	\$711.00	0.00
27408-1000-52112-4040-001781-1411-00000	ERARetireeHlth	\$0.00	\$83.00	\$0.00	\$0.00	\$83.00	0.00
27408-1000-52220-4040-001781-1411-00000	MedicarePaymnts	\$0.00	\$61.00	\$0.00	\$0.00	\$61.00	0.00
27408-1000-53711-4040-001781-0000-00000	Other Charges	\$0.00	\$15,000.00	\$0.00	\$0.00	\$15,000.00	0.00
Subtotal of Element: [Function] 1000 - Instruction		\$0.00	\$20,000.00	\$0.00	\$0.00	\$20,000.00	0.00
Subtotal of Element: [Fund] 27408 - K-12 Plus/El TP Planning Grant		\$0.00	\$20,000.00	\$0.00	\$0.00	\$20,000.00	0.00
27502-1000-56118-3000-001781-0000-00000	GenSuppliesMats	\$0.00	\$1,472.00	\$0.00	\$0.00	\$1,472.00	0.00
Subtotal of Element: [Function] 1000 - Instruction		\$0.00	\$1,472.00	\$0.00	\$0.00	\$1,472.00	0.00

The International School at Mesa Del Sol

Account Summary Report - Expenditure

Cycle: FY22-23; Begin Date: 01/01/2023; End Date: 01/31/2023; Account Type: Expenditure; Subtotal Elements: Fund,Function; Account Expression: [All]; Subtotal By Account Type: No; Include Unposted Transactions: No; Created On: 2/15/2023 12:26:49 AM

Account Code	Description	Actual (Date Range)	Budget (YTD)	Actual (YTD)	Encumbrance (YTD)	Available (YTD)	% of Budget
Subtotal of Element: [Fund] 27502 - Career Technical Education Program (Pilot)		\$0.00	\$1,472.00	\$0.00	\$0.00	\$1,472.00	0.00
29102-1000-53711-1010-001781-0000-00000	Other Charges	\$0.00	\$14,392.00	\$0.00	\$0.00	\$14,392.00	0.00
Subtotal of Element: [Function] 1000 - Instruction		\$0.00	\$14,392.00	\$0.00	\$0.00	\$14,392.00	0.00
Subtotal of Element: [Fund] 29102 - Private Dir Grants (Categorical)		\$0.00	\$14,392.00	\$0.00	\$0.00	\$14,392.00	0.00
31200-4000-54640-0000-001781-0000-00000	Capital Outlay-Rental-Lease to Purchase	\$37,568.50	\$245,903.00	\$150,274.00	\$75,137.00	\$20,492.00	61.11
Subtotal of Element: [Function] 4000 - Capital Outlay		\$37,568.50	\$245,903.00	\$150,274.00	\$75,137.00	\$20,492.00	61.11
Subtotal of Element: [Fund] 31200 - Public School Capital Outlay		\$37,568.50	\$245,903.00	\$150,274.00	\$75,137.00	\$20,492.00	61.11
31400-4000-54500-0000-001781-0000-00000	Capital Outlay-Construction Services	\$0.00	\$192,519.00	\$0.00	\$0.00	\$192,519.00	0.00
Subtotal of Element: [Function] 4000 - Capital Outlay		\$0.00	\$192,519.00	\$0.00	\$0.00	\$192,519.00	0.00
Subtotal of Element: [Fund] 31400 - Special Capital Outlay-State		\$0.00	\$192,519.00	\$0.00	\$0.00	\$192,519.00	0.00
31600-2300-53712-0000-001781-0000-00000	Support Services-General Administration-County Tax Collection Costs	\$963.93	\$2,500.00	\$1,580.23	\$0.00	\$919.77	63.20
Subtotal of Element: [Function] 2300 - Support Services-General Administration		\$963.93	\$2,500.00	\$1,580.23	\$0.00	\$919.77	63.21
31600-4000-53414-0000-001781-0000-00000	OthProfTechSvcs	\$0.00	\$54,823.00	\$8,995.38	\$2,523.09	\$43,304.53	16.40
31600-4000-54311-0000-001781-0000-00000	MntRepFrmFixEqp	\$0.00	\$50,000.00	\$0.00	\$0.00	\$50,000.00	0.00
31600-4000-54312-0000-001781-0000-00000	MntRepBlgsGrnds	\$0.00	\$50,000.00	\$1,335.00	\$500.00	\$48,165.00	2.67
31600-4000-54320-0000-001781-0000-00000	Technology-Related Repairs and Maintenance	\$0.00	\$25,000.00	\$0.00	\$0.00	\$25,000.00	0.00
31600-4000-54640-0000-001781-0000-00000	Capital Outlay-Rental-Lease to Purchase	\$29,830.68	\$316,690.00	\$119,322.69	\$59,661.33	\$137,705.98	37.67
31600-4000-56119-0000-001781-0000-00000	Supply Assets	\$0.00	\$50,000.00	\$9,504.00	\$0.00	\$40,496.00	19.00
Subtotal of Element: [Function] 4000 - Capital Outlay		\$29,830.68	\$546,513.00	\$139,157.07	\$62,684.42	\$344,671.51	25.46
Subtotal of Element: [Fund] 31600 - Capital Improvements HR-33		\$30,794.61	\$549,013.00	\$140,737.30	\$62,684.42	\$345,591.28	25.63
31701-2300-53712-0000-001781-0000-00000	Support Services-General Administration-County Tax Collection Costs	\$489.58	\$1,300.00	\$800.39	\$0.00	\$499.61	61.56
Subtotal of Element: [Function] 2300 - Support Services-General Administration		\$489.58	\$1,300.00	\$800.39	\$0.00	\$499.61	61.57
31701-4000-54315-0000-001781-0000-00000	Capital Outlay-Maintenance & Repair - Bldgs/Grnds/Equipment (SR-9)	\$0.00	\$91,464.00	\$4,505.33	\$10,020.00	\$76,938.67	4.92
31701-4000-54640-0000-001781-0000-00000	Capital Outlay-Lease to Purchase	\$29,830.66	\$316,402.00	\$70,707.75	\$59,661.35	\$186,032.90	22.34
31701-4000-56113-0000-001781-0000-00000	Capital Outlay-Software	\$0.00	\$15,000.00	\$0.00	\$0.00	\$15,000.00	0.00
31701-4000-56118-0000-001781-0000-00000	Capital Outlay-General Supplies and Materials	\$0.00	\$2,500.00	\$1,219.20	\$0.00	\$1,280.80	48.76
31701-4000-56119-0000-001781-0000-00000	Supply Assets	\$0.00	\$30,000.00	\$0.00	\$0.00	\$30,000.00	0.00
31701-4000-57331-0000-001781-0000-00000	Capital Outlay State Match-Fixed Assets (More than \$5,000)	\$0.00	\$100,500.00	\$37,577.31	\$62,740.25	\$182.44	37.39
Subtotal of Element: [Function] 4000 - Capital Outlay		\$29,830.66	\$555,866.00	\$114,009.59	\$132,421.60	\$309,434.81	20.51
Subtotal of Element: [Fund] 31701 - Capital Outlay State Match		\$30,320.24	\$557,166.00	\$114,809.98	\$132,421.60	\$309,934.42	20.61
31703-4000-56119-0000-001781-0000-00000	Supply Assets	\$0.00	\$17,997.00	\$0.00	\$0.00	\$17,997.00	0.00
Subtotal of Element: [Function] 4000 - Capital Outlay		\$0.00	\$17,997.00	\$0.00	\$0.00	\$17,997.00	0.00
Subtotal of Element: [Fund] 31703 - SB-9 State Match Cash		\$0.00	\$17,997.00	\$0.00	\$0.00	\$17,997.00	0.00
Grand Total		\$435,493.28	\$6,689,107.00	\$2,461,658.12	\$2,141,413.44	\$2,086,035.44	36.80